


CITY OF ORLAND

2024-2025 Budget



Adopted by City Council June 4, 2024

City of Orland Budget

2024-2025

Table of Contents

	Pages
Members of the City Council, Elected Officials, City Staff & Advisory Commissions.....	1
Letter of Introduction from the City Manager.....	2
City Organization Chart.....	3
Summary of Major Fund Balances.....	4
Pie Chart of 2024-2025 Budgeted Revenue and Expenditures.....	5
Measure A Revenues and Expense Summary.....	6-7
American Rescue Plan Act (ARPA) Funds.....	8
General Fund Summary and Projections.....	9
General Fund Revenues.....	10
General Fund Expenditures Summary by Department.....	11
City Council.....	12
City Manager.....	13
City Clerk.....	14
Legal.....	15
Finance.....	16
Planning.....	17
Police.....	18
Fire.....	19
Building Inspection.....	20
Engineering.....	21
Facilities Maintenance.....	22
Streets Maintenance.....	23
Parks Maintenance.....	24
Fleet Maintenance.....	25
Recreation and Pool.....	26
Library.....	27
Water, Sewer and Sewer Industries Enterprise Funds.....	28-30
Special Revenue Funds (Street Funds, Hanbery Trust).....	31-32
Established and Authorized Positions.....	33
Objectives; Projects and Capital Outlays.....	34
Debt Obligations Fiscal Year 2024-2025.....	35
Schedule of Development Impact Fees.....	36
Capital Equipment Schedule: Public Works, Police and Fire Departments.....	37

City of Orland 2024-2025 Budget

City Council

Mayor
Vice-Mayor
Council Member
Council Member
Council Member

Chris Dobbs
Mathew Romano
John McDermott
Bruce T. Roundy
Jeffrey Tolley

Appointed Officials

City Clerk
City Treasurer

Jennifer Schmitke
Leticia Espinosa

City Staff

City Manager/Director of Finance
Asst. City Manager/Director of Administrative Services
City Attorney
Chief of Police
Chief of Fire
Director of Public Works
Director of Library Services
Director of Recreation
City Engineer
City Planner

Peter R. Carr
Rebecca Webster
Gregory P. Einhorn
Joe Vlach
Justin Chaney
Zach Barber
Jody Meza
Joe Fenske
RAR/Paul Rabo
ECORP/Scott Friend

Advisory Commissions

Arts Commission
Economic Development Commission
Library Commission
Parks and Recreation Commission
Planning Commission
Public Works and Safety Commission

City Manager's Message

July 1, 2024

Another successful year for Orland...

Fiscal year 2024 ended June 30th with continued excellence in municipal operations and services, an unusually high level of construction activity across the City, Statewide leadership in housing production, and some impressive accomplishments including:

- Construction of a substantial part of the DWR-grant funded water system expansion & extension project;
- Important improvements to our police and fire radio communications system;
- Widening of the off-ramp and Newville Road along with signals at Commerce Lane;
- A traffic safety study for Newville @ 9th which will be the basis for improvements;
- Completion of Maverik and Chevron CNG fueling stations, McDonald's, 27 houses and three apartment complexes;
- Grand opening of our bicycle pump track;
- Unveiling of our two amazing freeway bees;
- And... the start-up of our first "Parent & Me" swim lesson program for toddlers and babies.



Looking Ahead...

The budget for the coming fiscal year presents Orland's spending plan. It conservatively leverages revenues – all of which are stable or growing -- to provide services for the residents and community of Orland.

This budget funds essential services and many desired projects including:

- Construction of a new drinking water well and a new 1 million-gallon water storage tank;
- Rebuilding of M½ and road maintenance projects of several other streets;
- Planning for repaving of SR32 thru town, addition and replacement of sidewalks, and traffic pattern improvements to Newville @ 9th;
- Installation of new custom street lighting and benches on 4th and 5th Streets downtown; and
- Completion of our first looped recreation trail.

Voter approval in 2016 of the Measure A Public Safety Tax continues to make a significant positive difference in our ability to fund public safety equipment and services. The people behind your City government look forward to continuing to serve you, the Orland community, in the coming year.

Pete Carr
City Manager

CITIZENS OF ORLAND

CITY COUNCIL
 Chris Dobbs, Mayor
 Mathew Romano, Vice-Mayor
 John McDermott, Council Member
 Bruce T. Roundy, Council Member
 Jeffrey A. Tolley, Council Member

ADVISORY COMMISSIONS
 (appointed by City Council)
 Planning
 Library
 Public Works & Safety
 Parks & Recreation
 Arts
 Economic Development

City Attorney
 (appointed by City Council)
 Gregory Einhorn

Admin Services Director/ACM
 Rebecca Webster

City Manager / Finance Director
 Pete Carr

City Engineer
 Paul Rabo, RAR

City Planner
 Scott Friend, ECORP

Accounting Consultant
 Roy Seiler, CPA

City Treasurer
 Leticia Espinosa

City Clerk
 Jennifer Schmitke

Accounting & Admin Services

Public Safety
Police Chief
 Joe Vlach
Fire Chief
 Justin Chaney

Public Works Director
 Zach Barber, Interim

Recreation Manager
 Olivia Henderson

Library Director
 Jody Halsey Meza

Community Services

- budget, accounting
- utility billing
- accounts payable & receivable
- grants
- human resources
- IT systems, website, social media

- law enforcement
- animal control
- fire suppression
- first aid response
- emergency preparedness

- water
- sewer
- wastewater treatment
- streets
- storm drainage
- park maintenance
- building maintenance
- fleet maintenance

- plan and manage use of recreation center, parks, playgrounds and pool
- organize and manage recreation programs
- coordinate with schools, community sports leagues

- circulation
- material acquisition
- special programs
- literacy
- reference
- community educ.
- Director of Glenn County libraries

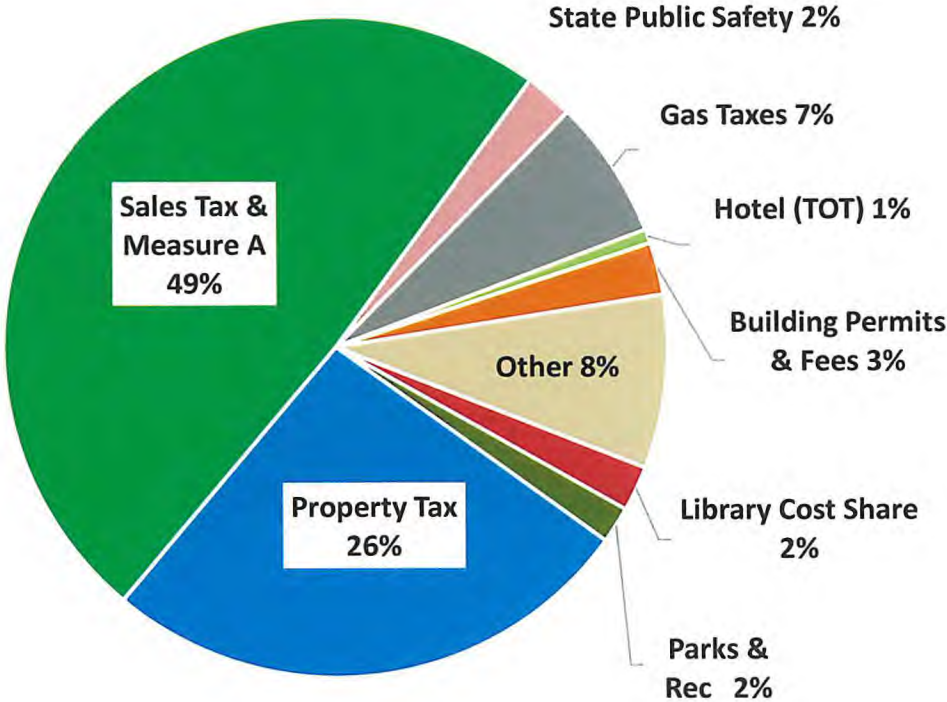
- planning
- economic development
- permitting
- building inspection
- code enforcement

City of Orland Summary of Major Fund Balances

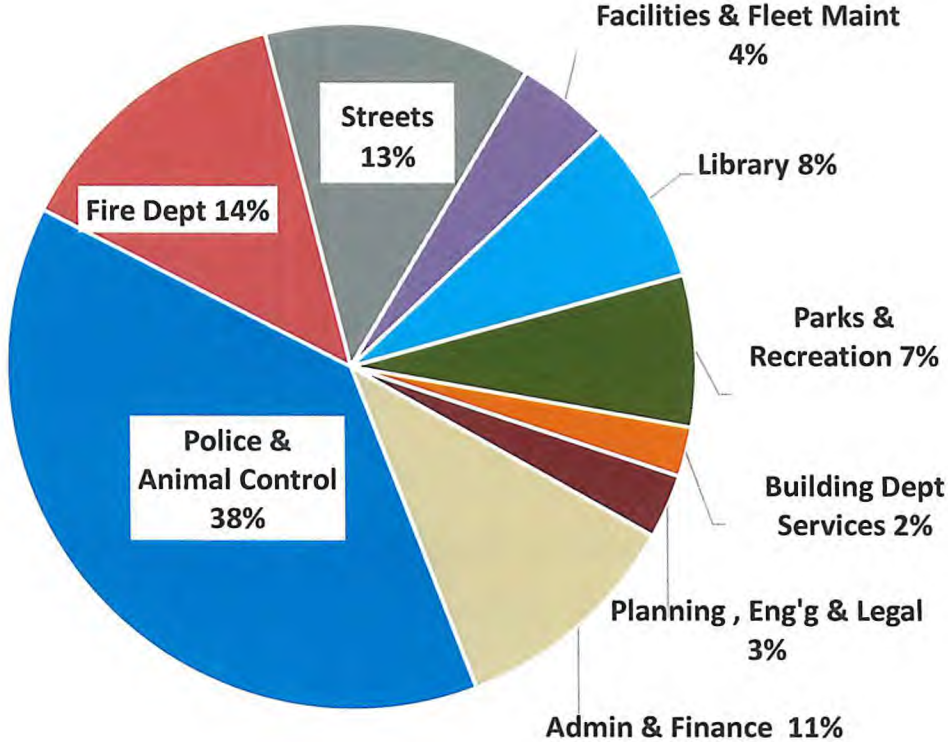
Fund Code	Fund Name	Fund Balance per Audit July 1, 2023	Projected 2023-2024		Fund Balance Projected June 30, 2024	Budgeted 2024-2025		Fund Balance Budgeted June 30, 2025
			Revenues and Transfers In	Expenditures Transfers Out		Revenues	Expenditures	
00	General Fund	1,990,665	6,396,479	6,627,281	1,759,863	6,739,595	6,736,734	1,762,724
01	Measure A Safety Fund	1,146,222	1,447,000	1,447,000	1,146,222	1,515,000	1,515,000	1,146,222
21	Street Related Funds (Gas Tax)	720,308	547,000	276,000	991,308	1,622,000	2,056,000	557,308
35	Development Impact Fund	2,950,330	571,491	575,537	2,946,284	400,000	100,000	3,246,284
26	Water Enterprise Fund	3,720,891	2,010,000	1,463,099	4,267,792	2,069,000	1,711,038	4,625,754
27	Sewer Enterprise Fund	456,745	1,374,000	796,728	1,034,017	1,412,000	996,703	1,449,314
28	Sewer Industries Fund	326,781	104,000	5,500	425,281	36,000	14,100	447,181

City of Orland Fiscal Year 2024-2025

Where does the City's money come from?



Where does the City's money go?



Includes General Fund, Measure A Public Safety, and normal Gas Tax.
Does not include Water or Sewer Funds, nor one-time gas tax project funds.

City of Orland
2024-2025 Budget-Measure A Public Safety Fund Budget

Description	2022-2023	2023-2024	2023-2024	2024-2025
	Actual	Budget	Projected	Approved
Revenues:				
Sales Tax, Local 1/2 cent	\$ 1,356,449	\$ 1,500,000	\$ 1,350,000	\$ 1,485,000
Investment Income	\$ 17,333	\$ -	\$ 30,000	\$ 30,000
Grants and Reimbursements	\$ 273,700	\$ -	\$ 67,000	\$ -
Total Revenues	\$ 1,647,482	\$ 1,500,000	\$ 1,447,000	\$ 1,515,000

Expenditures:

Fire:	Facility and Equipment Maintenance	\$ 64,744	\$ 75,000		\$ 60,000
	Fleet Maintenance Allocation	\$ 40,000	\$ 50,000		\$ 50,000
	Turnouts, Hose *	\$ -	\$ 52,000		\$ 52,000
	Training Facility Improvements	\$ 49,774	\$ 60,000		\$ 50,000
	Volunteer Support *	\$ 40,000	\$ 48,000		\$ 48,000
	Communications, pagers, dispatch *	\$ 90,510	\$ 56,000		\$ 56,000
	Radio Repeater Project	\$ 49,095	\$ 40,000		\$ 60,000
	Potential RFC Grant match for radios	\$ -	\$ 20,000		\$ 20,000
	Fuel, Travel and Training	\$ 27,752	\$ 31,000		\$ 31,000
	Grant Writing, Admin	\$ -	\$ 10,000		\$ -
	Subsidy to Westside Ambulance for patient transport services	\$ -	\$ -		\$ 150,000
	Set Aside for New SCBA Compressor	\$ -	\$ -		\$ 20,000
	Set aside for fire apparatus replacement schedule	\$ -	\$ 200,000		\$ 200,000
	Ladder Truck Payment(payload of balance)	\$ 297,446	\$ -		\$ -
	Equipment for Engine 27*	\$ 118,219	\$ -		\$ -
	Medical Supplies	\$ 13,567	\$ -		\$ -
	SCBA, Turnouts	\$ 49,409	\$ -		\$ -
	Set aside for future public safety facility	\$ -	\$ 200,000		\$ -
	* = Shared with Rural				
	Subtotal, Fire	\$ 840,516	\$ 842,000	Actual Results will be published with Annual Measure A Report	\$ 797,000
Police:	Patrol vehicles (two new) purchases	\$ -	\$ 165,000		\$ 190,000
	Fleet Maintenance Allocation	\$ 60,000	\$ 60,000		\$ 60,000
	Police Communications, Dispatch Contract and Radios	\$ 103,581	\$ 110,000		\$ 140,000
	Range, emergency/med equip	\$ 32,137	\$ 40,000		\$ 55,000
	Maintenance, Renewal & Licensing of software and hardware	\$ 79,471	\$ 87,000		\$ 90,000
	Promo materials, fuel contingency	\$ 17,937	\$ 13,000		\$ 15,000
	Grant Writing	\$ -	\$ 10,000		\$ 10,000
	Evidence Room/Sgt Office Remodel	\$ -	\$ 45,000		\$ -
	Carnegie/Library Cameras and Access Control	\$ -	\$ 75,000		\$ -
	Drone Program	\$ -	\$ -		\$ 20,000
	Duty Sidearm replacement	\$ -	\$ -		\$ 20,000
	Vest replacement (phased, 5 yr. cycle)	\$ -	\$ -		\$ 10,000
	Subtotal, Police	\$ 293,126	\$ 605,000		\$ 610,000
Public Works:	Fire Hydrants, Safety Equipment, Road Signs	\$ 15,117	\$ 133,000		\$ 108,000
	Capital Items per Equipment Replacement Schedule	\$ 89,599	\$ -		\$ -
	Grant Writing	\$ -	\$ 10,000		\$ -
	Subtotal, Public Works	\$ 104,716	\$ 143,000		\$ 108,000
Total Expenditures		\$ 1,238,358	\$ 1,590,000		\$ 1,515,000
Balance Revenue vs Expenditures		\$ 409,124	\$ (90,000)		\$ -

CITY OF ORLAND

2024-2025 Budget - Measure A Public Safety Fund Balance

Audited Fund Balance: June 30, 2023		\$ 1,146,222
FY23-24 Projected Revenues	\$ 1,447,000	
FY23-24 Prtojected Expenditures	\$ 1,447,000	
Projected Fund Balance: June 30, 2024		<u>\$ 1,146,222</u>
Anticipated Revenues FY 24-25	\$ 1,515,000	
Budgeted Expenditures FY 24-25:	\$ (1,515,000)	
Projected Fund Balance, June 30, 2025		<u>\$ 1,146,222</u>

Set Asides (S/A)	Set Aside in Prior Years	Set Aside FY 2024-25	Sub-total Set Aside	Purchase from S/A	Reserve Balance	
Set aside for future Public Safety apparatus & equipment	\$ 357,676	\$ 200,000	\$ 557,676	\$ -	\$ 557,676	
Set aside for future Public Safety facility	\$ 250,000	\$ -	\$ 250,000	\$ -	\$ 250,000	
Balance of set asides			<u>\$ 807,676</u>	\$ -	<u>\$ 807,676</u>	\$ 807,676
Available Fund Balance after set asides, June 30, 2024						<u>\$ 338,546</u>

City of Orland
2024-2025 Budget - ARPA Fund 06

Revenues				
Grant Revenue	\$	1,872,000		
Interest Revenue	\$	50,000	\$	1,922,000

2023-2024 Budgeted

General Fund Fiscal Stabilization	\$	200,000		
Measure A Fund Public Safety Fiscal Stabilization	\$	100,000		
Façade Improvement Program	\$	30,000		
Art's Commission Revenue Backfill	\$	3,000		
Radio Signal Upgrades for OPD and OVFD	\$	60,000		
Public Safety Facilities Security and IT Upgrades	\$	160,000		
Pump Track, Match Parks/Rec DIF	\$	12,000		
Cost Share, Sewer Lift Station	\$	145,000		
Loan Payoff: 5th Street Parking Lot	\$	70,000		
Grant Match, 3CORE	\$	5,000		
Community Promotion (Queen bee Bucks)	\$	80,000		
Chamber of Commerce Support	\$	7,000		
Lely Ballfield Lighting and LED lamps	\$	170,000		
OPD Hall Roof and Floor Repairs	\$	120,000		
Invest in Westside I-5 Water/Sewer to CR 16	\$	300,000		
Construct EV Charging Stations in the City	\$	50,000		
Replace Financial Accounting Software (1/2)	\$	50,000		
Construct Welcome Sign East End of City	\$	30,000		
Streetscape (benches, planters, streetlamp, etc.)	\$	200,000		
 Total Projected Expenditures/Transfers			\$	<u>(1,792,000)</u>

2024-2025 Budgeted

Construct EV Charging Stations in Town	\$	50,000		
Construct Welcome Sign at East End of City	\$	30,000		
Feline Population Reduction (Partnership with County)	\$	25,000		
Allocate any Remaining Funds to the General Fund	\$	25,000		
 Total Budgeted Expenditures/Transfers			\$	<u>(130,000)</u>
 Budgeted Fund Balance, June 30, 2025			\$	<u>-</u>

City of Orland
2024 - 2025 Budget General - Fund Summary and Projections
 (Not Including Measure A Public Safety Fund)

Audited Fund Balance, June 30, 2023	\$	4,308,638	
Less: Included in Measure A	\$	(1,146,222)	
Less: Included in ARPA	\$	(1,043,943)	
Less: General Plan Surcharge	\$	(127,808)	
Recognized Fund Balance: June 30, 2023			\$ 1,990,665

2023-2024, PROJECTED:

Projected Revenues	\$	6,396,479	
Projected Expenditures	\$	(6,627,281)	
Projected Fund Balance: June 30, 2024			\$ 1,759,863

2024-2025, Budgeted

Anticipated Revenues	\$	6,739,595	
Budgeted Expenditures	\$	(6,736,734)	
Revenue Over/(Under) Expenditures:	\$	2,861	
Budgeted Fund Balance: June 30, 2025			\$ 1,762,724

Budgeted General Fund Reserve Expressed as a Percentage of Budgeted Expenditures 26.2%

	Percentage of Budgeted <u>Expenditures</u>		
Minimum Acceptable General Fund Reserve	25%	\$ 1,684,183	
(Under)/Over Acceptable General Fund Reserve		\$ 78,541	
Desired General Fund Reserve	50%	\$ 3,368,367	
(Under)/Over Desired General Fund Reserve		\$ (1,605,643)	

City of Orland
2024-2025 Budget - General Fund Revenues

Revenue Source	2022-2023 Actual	2023-2024 Adopted Budget	2023-2024 Projected Revenues	2024-2025 Approved Budget
Taxes				
Property Taxes (including Motor Vehicle In Lieu)	\$2,102,724	\$2,050,000	\$2,195,000	\$2,260,000
Sales Tax -- not including Measure A	2,405,389	2,625,000	2,400,000	2,772,000
Less Allocation to County		(22,000)	(\$30,000)	(62,000)
Prop 172/Public Safety Augmentation	33,221	31,000	35,000	33,000
COPS/SLESA Public Safety Grant	165,271	170,000	170,000	170,000
Business Licenses	31,441	27,000	31,000	31,000
Franchise Fees (PGE, ATT, WM, etc.)	285,418	240,000	305,000	320,250
Hotel User's Tax (TOT)	85,802	90,000	60,000	60,000
Investment Income	9,144	10,000	40,000	60,000
Rents and Royalties	59,655	54,100	56,000	56,000
Solar CREBS Credit, General Fund Portion	7,187	7,500	7,000	7,000
Inter-Governmental				
Orland Library Cost Share (County)	94,500	95,000	95,000	98,000
Library Director Cost Share (City of Willows)	94,029	92,000	90,000	93,000
Branch Libraries-Glenn County	27,505		100,000	102,000
Fire Chief Cost Share (Rural/County)	156,195	42,000	40,000	42,000
Fire Dept. Fleet Maint. Reimbursement (Rural/County)	0	20,000	\$0	20,000
Charges for Services				
Planning/Zoning	63,637	70,000	50,000	60,000
Building Permits and Related Charges	259,848	140,000	90,000	160,000
Library Fees	1,029	1,000	600	1,000
Recreation, Park & Swim Programs	137,933	135,000	150,000	155,000
Other Revenues and One Time Monies				
Cal Fire Dozer Grant	127,700		\$0	
Police Related Fines, Etc.	16,959		35,000	25,000
Grant/Program Reimbursements			100,000	
Reimbursements				
SB-2 Planning Grant	25,865		108,000	0
Other Revenues	16,035	53,000	20,000	20,000
Administrative Allocation From Enterprise Funds				
	241,630	230,000	248,879	256,345
Totals	\$6,448,117	\$6,160,600	\$6,396,479	\$6,739,595

City of Orland
2024-2025 Budget- Summary General Fund Expenditures By Department
Department Detailed Expenditures in Following Sections

Department	2023-2024 Budgeted Expenditures	2023-2024 Projected Expenditures	2024-2025 Budgeted Expenditures
City Council	\$ 73,450	\$ 124,910	\$ 103,935
City Administration	\$ 437,772	\$ 461,378	\$ 517,387
City Clerk	\$ 71,483	\$ 73,983	\$ 78,382
City Accounting	\$ 258,732	\$ 265,432	\$ 298,354
City Attorney	\$ 52,400	\$ 52,400	\$ 52,400
City Planning	\$ 173,700	\$ 244,000	\$ 194,300
City Police	\$ 2,543,880	\$ 2,607,380	\$ 2,884,642
City Fire	\$ 295,840	\$ 303,090	\$ 437,378
City Building Inspection	\$ 191,460	\$ 201,860	\$ 212,372
City Engineer	\$ 28,500	\$ 28,500	\$ 29,500
City Facilities Maintenance	\$ 212,324	\$ 209,568	\$ 187,252
City Streets	\$ 412,712	\$ 409,830	\$ 113,961
City Parks Maintenance	\$ 274,588	\$ 276,488	\$ 249,197
City Fleet Maintenance, After Allocation to Specific Departments	\$ 191,604	\$ 248,004	\$ 212,505
City Recreation/ City Pool	\$ 329,595	\$ 372,495	\$ 402,767
City Library	\$ 658,434	\$ 688,684	\$ 701,691
	Shown Before Reimbursements		
General Fund Portion of Debt Service (*)	\$ 60,999	\$ 59,279	\$ 60,711
	<u>\$ 6,267,473</u>	<u>\$ 6,627,281</u>	<u>\$ 6,736,734</u>

Debt Service Excludes PERS Pension Obligation Bonds and PERS Unfunded Liabilities which are included in individual departments

City Council
2024-2025 Budget
Fund 00, Department 5010

Object Code	Description	2022-2023	2023-2024	2023-2024	2024-2025
		Actual	Budget	Projected	Approved
013	City Council Members' Stipends	18,000	18,000	18,000	40,750
110	Office Expenses	2,445	1,600	1,600	2,500
150	Econ Dev - Chamber of Commerce	11,251	32,500	32,500	32,500
545	Econ Dev - Façade/Improvement Grants	17,513		7,000	7,000
240	Econ - Membership (3CORE)	5,500	5,500	5,500	5,500
122	Special Department Expense - Technology	8,472	6,200	4,500	4,500
150	Publications	82	1,000	200	200
160	Communications	217	600	400	400
200	Equipment Maintenance	507			
220	Grant Support (MPDG)			45,000	0
240	Membership, Other	5,522	4,900	5,685	5,685
122	Website Hosting and Maintenance		0	0	0
250	Travel/Training	4,874	2,000	2,000	2,000
280	Insurance/Bonds	1,436	1,150	1,725	2,100
640	Capital Improvements			800	800
	Other	342			
	Subtotal	76,161	73,450	124,910	103,935
Total General Fund Appropriations		\$ 76,161	\$ 73,450	\$ 124,910	\$ 103,935

City Administration
2024-2025 Budget
Fund 00, Department 5050

Object Code	Description	2022-2023	2023-2024	2023-2024	2024-2025
		Actual	Budget	Projected	Approved
010-045	Salaries and Benefits	\$ 234,187	\$ 355,569	\$ 355,569	\$ 397,645
	PERS unfunded liability/Pension Obligation Bonds	67,927	47,503	47,503	66,442
110	Office Expenses	1,094	2,000	850	2,000
122	Special Departmental-Technology	9,672	6,200	6,200	6,500
160	Communications	1,563	1,500	1,600	1,700
210	Professional and Contract Services	2,320	1,000	1,000	1,000
210	Grant Writing and Studies *		10,000	25,850	10,000
240	Membership and Dues	114	2,000	2,000	2,000
250	Travel/Training	2,037	500	5,000	2,000
270	Fuel	0	9,500	200	9,500
280	Insurance/Bonds	11,860	2,000	14,256	17,100
095	Employee Recognition	1,250		1,350	1,500
	Subtotal	332,024	437,772	461,378	517,387
640	Capital Items -- replace admin vehicle	22,674			0
Total General Fund Appropriations		\$ 354,698	\$ 437,772	\$ 461,378	\$ 517,387

* Reimbursable with Program Funding

25,850

City Clerk
2024-2025 Budget
Fund 00, Department 5020

Object Code	Description	2022-2023	2023-2024	2023-2024	2024-2025
		Actual	Budget	Projected	Approved
010-045	Salaries and Benefits	\$ -	\$ 44,481	\$ 44,481	\$ 45,925
	PERS unfunded liability/Pension Obligation Bonds	77	102	102	177
110, 450	Office Expenses/Supplies	2,557	2,500	2,500	2,700
120	Special Departmental - Other	35			
122	Special Departmental - Technology	8,344	6,200	6,200	6,500
125	Election Charges	2,686	0	0	6,000
150	Publications	135	500	200	200
160	Communications	868	1,000	1,000	1,000
200	Equipment Maintenance		0	0	500
210	Professional and Contract Services	5,539	4,000	4,000	
240	Membership and Dues	200	200	250	250
242	Filings		0	200	200
250	Travel/Training	1,806	500	500	500
280	Insurance/Bonds	5,616	4,500	6,750	8,100
640	Agenda Management Software		7,500	7,800	6,330
	Subtotal	27,863	71,483	73,983	78,382
Total General Fund Appropriations		\$ 27,863	\$ 71,483	\$ 73,983	\$ 78,382

City Attorney
2024-2025 Budget
Fund 00, Department 5040

Object Code	Description	2022-2023	2023-2024	2023-2024	2024-2025
		Actual	Budget	Projected	Approved
210	Professional Services - Retainer	\$ 54,345	\$ 50,400	\$ 50,400	\$ 50,400
	Other		2,000	2,000	2,000
	Subtotal	54,345	52,400	52,400	52,400
Total General Fund Appropriations		\$ 54,345	\$ 52,400	\$ 52,400	\$ 52,400

**City Accounting Department
2024-2025 Budget**

Fund 00, Department 5030

Object Code	Description	2022-2023	2023-2024	2023-2024	2024-2025
		Actual	Budget	Projected	Approved
010-045	Salaries and Benefits	\$ 153,844	\$ 161,645	\$ 161,645	\$ 179,661
	PERS unfunded liability/Pension Obligation Bonds	14,037	10,137	10,137	13,943
110	Office Expenses/Bank Fees	5,782	7,000	8,000	7,000
120	Special Departmental - Other	199		200	
122	Special Departmental - Technology	10,604	6,200	7,500	6,500
122	Accounting Software- Tyler			4,000	17,500
160	Communications-Internet/Phones	1,109	1,000	1,200	1,000
210	Professional Services-Consultant	43,041	39,000	39,000	39,000
223	Professional Services - Independent Audit	25,900	30,000	30,000	30,000
224	Professional Services - PERS GASB 68		3,000	3,000	3,000
240	Memberships	0	250	250	250
250	Travel/Training	25	500	500	500
280	Insurance/Bonds				
	Subtotal	254,541	258,732	265,432	298,354
Total General Fund Appropriations		\$ 254,541	\$ 258,732	\$ 265,432	\$ 298,354

**City Planning Department
2024-2025 Budget**

Fund 00, Department 5060

Object Code	Description	2022-2023	2023-2024	2023-2024	2024-2025
		Actual	Budget	Projected	Approved
110	Office Expenses	3,026	3,000	3,000	3,100
122	Special Departmental-Technology	8,344	5,000	5,000	5,200
120	Special Departmental-other	-	0	12,000	0
150	Publications (Legal Notices/Filing Fees)	4,310	2,000	2,000	2,000
160	Communications	899	700	1,000	1,000
210	Professional and Contract Services	141,101	132,000	200,000	150,000
210	Grant writing & studies		10,000		10,000
210	Contract Services - Chico State GIS		11,000	11,000	11,000
210	City Contribution to LAFCO	9,805	10,000	10,000	12,000
240	Memberships	0	0	0	0
250	Travel/Training	0	0	0	0
	Subtotal	167,485	173,700	244,000	194,300
	Total General Fund Appropriations	\$ 167,485	\$ 173,700	\$ 244,000	\$ 194,300

**City Police
2024-2025 Budget**

Funds 00 and 04, Departments 5110 and 5115
(Not Including Measure A Public Safety Fund)

Object Code	Description	2022-2023	2023-2024	2023-2024	2024-2025
		Actual	Budget	Projected	Approved
010-045	Salaries and Benefits	\$ 1,741,864	\$ 2,016,150	\$ 2,016,150	\$ 2,179,158
	PERS unfunded liability/Pension Obligation Bonds	214,799	216,830	216,830	262,884
110	Office Expenses	7,822	6,500	6,500	6,500
120	Special Dept. Expense - Supplies	7,740	30,000	30,000	30,000
122	Special Department-Technology	19,989	30,000	31,200	32,700
160	Communications	3,348	0	0	0
200	Equipment and Building Maintenance	536	0	0	0
210	Professional and Contract Services	33,663	30,000	30,000	30,000
222	Animal Control Services from Glenn County	55,000	55,000	55,000	96,000
240	Membership and Dues	1,329	900	900	900
250	Travel/Training	24,479	20,000	35,000	35,000
270	Fuel	68,042	60,000	68,000	70,000
280	Insurance/Bonds	97,988	78,500	117,800	141,500
	Subtotal	\$ 2,276,599	\$ 2,543,880	\$ 2,607,380	\$ 2,884,642
550	Capital Outlay				
	Total General Fund Appropriations	\$ 2,276,599	\$ 2,543,880	\$ 2,607,380	\$ 2,884,642

City Fire
2024-2025 Budget
Fund 00, Department 5120
(Not Including Measure A Public Safety Fund)

Object Code	Description	2022-2023	2023-2024	2023-2024	2024-2025
		Actual	Budget	Projected	Approved
010-045	Salaries and Benefits*	\$ 176,610	\$ 255,546	\$ 255,546	\$ 386,167
	PERS unfunded liability/Pension Obligation Bonds	2,651	2,337	2,337	3,354
045	Workers' Compensation Insurance (Includes Volunteers)	9,788	12,157	12,157	12,157
110	Office Expenses	1,867	3,000	3,500	3,500
120	Special Departmental-other	302			
122	Special Departmental-Technology	8,104	7,900	7,900	8,300
140	Uniforms	1,400			
160	Communications	533			
170	Utilities	10,453	6,000	9,000	9,000
210	Professional and Contract Services	1,200	1,400	1,400	1,400
250	Travel/Training	0	0	0	0
280	Insurance/Bonds	9,364	7,500	11,250	13,500
	Maintenance and Operations	222,272	295,840	303,090	437,378
550	Capital Outlay				
Total General Fund Appropriations		\$ 222,272	\$ 295,840	\$ 303,090	\$ 437,378

*Cost share reimbursement from the County per contract.

**City Building Inspection & Code Enforcement
2024-2025 Budget**

Fund 00, Department 5070

Object Code	Description	2022-2023	2023-2024	2023-2024	2024-2025
		Actual	Budget	Projected	Approved
010-045	Salaries and Benefits	\$ 48,130	\$ 58,923	\$ 58,923	\$ 64,976
	PERS unfunded liability/Pension Obligation Bonds	13,667	9,937	9,937	13,596
110	Office Expenses	5,610	3,500	3,500	7,500
122	Special Department Expense - Technology Upgrades	13,604	6,000	12,000	12,600
160	Communications and Public Notices	1,469	1,400	1,500	1,500
200	Equipment Maintenance and Leases	228	200	200	200
210	Professional Services (Plan Review)	26,855	35,000	35,000	35,000
220	Contract Services (Inspection)	78,925	75,000	75,000	75,000
240	Dues and Memberships	0	200	0	0
250	Travel/Mileage	4,668	1,300	5,800	2,000
450	Supplies	332			
640	Capital Items				
	Subtotal	193,488	191,460	201,860	212,372
Total General Fund Appropriations		\$ 193,488	\$ 191,460	\$ 201,860	\$ 212,372

**City Engineer
2024-2025 Budget
Fund 00, Department 5160**

Object Code	Description	2022-2023	2023-2024	2023-2024	2024-2025
		Actual	Budget	Projected	Approved
210	Engineering Services	39,006	28,500	28,500	29,500
	Subtotal	39,006	28,500	28,500	29,500
Total General Fund Appropriations		\$ 39,006	\$ 28,500	\$ 28,500	\$ 29,500

**City Facilities Maintenance
2024-2025 Budget**

Fund 00, Department 5190

Object Code	Description	2022-2023	2023-2024	2023-2024	2024-2025
		Actual	Budget	Projected	Approved
010-045	Salaries and Benefits	\$ 119,430	\$ 130,790	\$ 130,790	\$ 117,307
	PERS unfunded liability/Pension Obligation Bonds	7,911	13,034	13,034	9,445
170	Utilities	11,268	11,000	19,000	11,000
190/450	Miscellaneous Supplies and Services	35,686	25,000	28,000	25,000
280	Insurance/Bonds	3,120	2,500	3,750	4,500
640	Capital Improvements		25,000	0	10,000
640	Capital Equipment	30	5,000	5,000	5,000
	Subtotal	177,445	212,324	199,574	182,252
190	Recreation Center Roof Repair			9,994	-
546	Carnegie Center Upgrades				5000
Total General Fund Appropriations		\$ 177,445	\$ 212,324	\$ 209,568	\$ 187,252

**City Streets Maintenance
General Fund Portion
2024-2025 Budget
Fund 00, Department 5170**

Object Code	Description	2022-2023	2023-2024	2023-2024	2024-2025
		Actual	Budget	Projected	Approved
010-045	Salaries and Benefits	\$ 101,177	\$ 269,645	\$ 269,645	\$ 219,951
	PERS unfunded liability/Pension Obligation Bonds	17,079	26,067	26,067	17,710
	Less: Gasoline Tax Wages & Benefits	(75,000)	-	-	(150,000)
120	Special Departmental Supplies	20,292	2,100	2,100	2,100
140	Uniforms	2,382	2,200	2,200	2,200
160	Communications-Cell Phones				4,800
170	Utilities/Street Lights	76,838	75,000	75,000	0
200	Equipment Maintenance	7,464	15,000	7,500	8,000
203	Fleet Maintenance Allocation	0	15,000	0	0
210	Professional Services	439			
280	Insurance/Bonds	9,612	7,700	7,700	9,200
	Subtotal	160,283	412,712	390,212	113,961
550	Capital Outlay	50,404		19,618	
Total General Fund Appropriations		\$ 210,687	\$ 412,712	\$ 409,830	\$ 113,961

Note: The majority of the City's street maintenance costs are paid through the Highway Users Tax special revenue fund which is shown separately on page 29.

**City Parks Maintenance
2024-2025 Budget**

Fund 00, Department 5250

Object Code	Description	2022-2023	2023-2024	2023-2024	2024-2025
		Actual	Budget	Projected	Approved
010-045	Salaries and Benefits	\$ 196,977	\$ 156,948	\$ 156,948	\$ 131,971
	PERS unfunded liability/Pension Obligation Bonds	\$ 25,927	\$ 15,640	\$ 15,640	\$ 10,626
110	Office Expenses	25	150	150	150
120/450	Dept. Expenses - Repair, Supplies & Services	26,575	30,000	30,000	30,000
140	Uniforms	2,382	1,500	1,500	1,500
160	Communications	220	550	550	550
170	Utilities	14,883	3,500	4,500	3,500
200	Equipment Maintenance & Lease	6,445	12,000	10,000	12,000
210	Professional Services	16,177			
280	Insurance/Bonds	7,240	5,800	8,700	10,400
270	Fuel	0	1,500	1,500	1,500
560	Tree Replacement	-	3,000	3,000	3,000
	Fleet Maintenance Allocation	15,000	15,000	15,000	15,000
	Subtotal	311,851	245,588	247,488	220,197
640	Capital Outlay	0	29,000	29,000	29,000
Total General Fund Appropriations		\$ 311,851	\$ 274,588	\$ 276,488	\$ 249,197

City Fleet Maintenance
2024-2025 Budget
Fund 00, Department 5180-5183

Object Code	Description	2022-2023	2023-2024	2023-2024	2024-2025
		Actual	Budget	Projected	Approved
010-045	Salaries and Benefits	\$ 228,388	\$ 302,370	\$ 302,370	\$ 234,615
	PERS unfunded liability/Pension Obligation Bonds	1233	634	634	18,890
110	Office Expenses				
120/200/450	Equipment Maintenance/Supplies, Admin	-	5,000	1,000	1,000
120/200/450	Equipment Maintenance/Supplies, Police	46,249	15,000	52,000	55,000
120/200/450	Equipment Maintenance/Supplies, Fire	3,799	15,000	5,000	15,000
120/200/450	Equipment Maintenance/Supplies, Public Works	79,524	25,000	65,000	65,000
170	Utilities		3,300	-	-
200	Equipment Maintenance, Other		3,300	-	1,000
	Subtotal	359,193	369,604	426,004	390,505
	Allocation of Expenditures to Specific Departments:				
	Police (Measure A)	(60,000)	(60,000)	(60,000)	(60,000)
	Fire (Measure A)	(40,000)	(50,000)	(50,000)	(50,000)
	Street Funds/Gas Tax	(15,000)	(15,000)	(15,000)	(15,000)
	Parks	(15,000)	(15,000)	(15,000)	(15,000)
	Water	(7,500)	(22,000)	(22,000)	(22,000)
	Sewer	(7,500)	(16,000)	(16,000)	(16,000)
Total Non-Allocated General Fund Appropriations		\$ 214,193	\$ 191,604	\$ 248,004	\$ 212,505

City Recreation and Pool
2023-2024 Budget
Fund 00, Departments 5260 and 5261

Object Code	Description	2022-2023	2023-2024	2023-2024	2024-2025
		Actual	Budget	Projected	Approved
010-045	5260 Salaries and Benefits, Recreation	\$ 159,625	\$ 113,253	\$ 113,253	\$ 152,134
010-045	5261 Salaries and Benefits, Pool	\$ 80,087	\$ 79,623	\$ 79,623	\$ 101,423
010-050	5260 PERS unfunded liability/Pension Obligation Bonds-Rec/Pool	24,328	22,319	22,319	34,010
110	Office Expenses	2,095	6,000	6,000	6,000
120	Supplies - Recreation	45,567	6,000	25,000	6,000
120	Supplies - City Pool	75,132	18,000	48,000	18,000
122	Special Department-Tech (+Rec Desk)	11,804	10,400	10,400	10,900
160	Communications	1,937	4,500	4,500	4,500
170	Utilities	11,235	8,000	9,000	9,000
170	Utilities - City Pool	16,014	13,000	17,000	18,000
190	Building Maintenance	718	10,000	1,000	1,000
200	Equipment Maintenance	4,929	200	200	200
210	Professional and Contract Services	3,825	8,000	2,000	3,000
250	Training and Travel	69			
270	Gas and Oil	2,481	2,500	2,500	2,500
280	Insurance/Bonds	9,736	7,800	11,700	14,100
450/460	Pool Supplies and Chemicals	22,403	20,000	20,000	22,000
	Other	2,025			
	Subtotal	474,010	329,595	372,495	402,767
540	Capital Outlay	56,850			
Total General Fund Appropriations		\$ 530,860	\$ 329,595	\$ 372,495	\$ 402,767

City Library
2024-2025 Budget
Fund 00, Department 5200

Object Code	Description	2022-2023	2023-2024	2023-2024	2024-2025
		Actual	Budget	Projected	Approved
010-045	Salaries and Benefits	\$ 461,101	\$ 532,207	\$ 532,207	\$ 557,852
	PERS unfunded liability/Pension Obligation Bonds	\$ 84,847	\$ 59,827	\$ 59,827	\$ 65,539
110	Office Expenses	3,219	4,700	5,500	4,700
120/450	Special Department Expense, Supplies	11,364	10,500	18,000	10,500
122	Special Department-Technology	8,104	6,200	6,200	6,500
160	Communications	6,660	2,000	3,200	2,000
170	Utilities	22,475	10,000	19,000	10,000
200	Equipment Maintenance	3,934	5,500	10,000	5,500
210	Professional and Contract Services	7,388	10,000	10,000	10,000
250	Travel/Training	5,794	3,000	3,000	3,000
280	Insurance/Bonds	18,100	14,500	21,750	26,100
	Subtotal	632,986	658,434	688,684	701,691
	ADA Corrections, Library Facilities Capital Outlay				
Total General Fund Appropriations		\$ 632,986	\$ 658,434	\$ 688,684	\$ 701,691

City of Orland
2024-2025 Budget -- Water Enterprise Operating & Capital Replacement

	2022-2023	2023-2024	2023-2024	2024-2025
Description	Actual	Budget	Projected	Approved
Revenues				
Water Service Fees	1,822,282	1,950,000	1,950,000	2,004,000
Water Line Foot Charges, Capacity & Meter Hook-up Fees	7,556	0	10,000	15,000
Investment and CREBS Revenues	75,428	25,000	50,000	50,000
Total Revenues	\$ 1,905,266	\$ 1,975,000	\$ 2,010,000	\$ 2,069,000
Personnel Services including wages and benefits				
	\$ 417,583	\$ 486,405	\$ 500,000	\$ 586,936
PERS unfunded liability/Pension Obligation Bonds	\$ 75,764	\$ 59,302	\$ 45,000	\$ 34,534
Operating				
Office Expenses	16,484	15,000	16,000	16,500
Tools	-	5,000	18,000	15,000
Technology	13,727	18,200	12,000	30,000
Accounting Software- Tyler	-	-	3,000	13,000
Uniform and Boot Allowance	4,110	3,500	5,000	5,500
Communications/Cell Phones	6,074	10,500	7,000	11,600
Utilities	111,989	122,000	134,000	134,000
Rents and Leases	12,855	12,855	12,855	13,240
Equipment/Building Maintenance	55,574	35,000	40,000	50,000
Professional and Contract Services	44,948	45,000	45,000	48,000
Grant writing & Admin	-	-	0	10,000
Membership/Dues/Permits	40,256	10,000	20,000	30,000
Non Capitalized Equipment	3,688	15,000	30,000	30,000
Training and Travel	130	2,200	700	4,000
Fuel	36,291	36,000	50,000	55,000
Insurance Allocation	16,444	11,000	20,000	24,000
Master Plan Update	-	-	0	25,000
SGMA JPA Cost Share	-	6,000	0	6,000
Supplies	214,047	80,000	100,000	100,000
Water Treatment	11,099	10,000	15,000	16,000
Fleet Maintenance Allocation	7,500	7,500	22,000	22,000
Administrative Allocation	145,230	145,230	145,230	153,807
Total Operating Expenditures	\$ 1,233,793	\$ 1,135,692	\$ 1,240,785	\$ 1,434,117
Other Expenditures				
Capital Outlay	302,912	278,000	58,000	114,000
Water Line Replacement	-	200,000	0	-
Capital Items -- replace admin vehicle	11,339	-	0	-
Other Expenses	7,171	-	5,000	5,000
Debt Service (Excludes Pension Obligation Bonds, Above)	135,926	162,435	159,314	157,921
Total Other Expenditures	457,348	640,435	222,314	276,921
Total Expenditures	1,691,141	1,776,127	1,463,099	1,711,038
Revenue in Excess of Expenditures	\$ 214,125	\$ 198,873	\$ 546,901	\$ 357,962

City of Orland
2024- 2025 Budget -- Sewer Enterprise Operating & Capital Replacement

Description	2022-2023 Actual	2023-2024 Budget	2023-2024 Projected	2024-2025 Approved
Revenues				
Sewer Service Fees	1,249,952	1,342,000	1,350,000	1,387,000
Capacity and Hook Up Charges	-	0	8,000	8,000
Grants	-		0	0
Investment and Other Revenues	16,509	5,000	16,000	17,000
Total Revenues	\$ 1,266,461	\$ 1,347,000	\$ 1,374,000	\$ 1,412,000
Personnel Services including wages and benefits				
PERSONNEL Services	\$ 337,318	\$ 405,529	\$ 325,000	\$ 406,557
PERS unfunded liability/Pension Obligation Bonds	\$ 34,914	\$ 44,839	\$ 22,000	\$ 27,155
Operating				
Office Expenses	14,739	15,000	15,000	16,000
Tools	27,793	10,000	15,000	16,000
Technology	8,806	18,200	15,000	16,000
Accounting Software- Tyler	-	-	3,000	13,000
Uniform and Boot Allowance	3,166	3,500	5,000	5,000
Memberships/Dues/Permits	26,415	25,000	28,000	26,000
Communications/Cell Phones	1,123	3,000	4,000	7,600
Utilities	16,276	10,400	15,000	16,000
Rents and Leases	10,400	12,855	12,855	13,240
Equipment/Building Maintenance	22,346	34,000	5,000	5,000
Professional and Contract Services	20,093	15,000	10,000	10,000
State Regulatory Fees	0	15,600	0	15,600
Training and Travel	869	2,000	1,500	3,000
Fuel	29,953	35,000	35,000	40,000
Non Capitalized Equipment	65,414	20,000	10,000	20,000
Insurance Allocation	12,344	9,500	18,000	28,800
Master Plan Update				25,000
Supplies	45,455	50,000	30,000	45,000
Water Treatment		1,100	0	1,100
Fleet Maintenance Allocation	52,976	7,500	16,000	16,000
Administrative Allocation	80,000	82,400	96,400	102,538
Total Operating Expenditures	\$ 810,400	\$ 820,423	\$ 681,755	\$ 874,590
Other Expenditures				
Capital Outlay, Capitalized	187,317	278,000	57,800	66,000
Sewer Line Replacement		50,000	0	-
Capital Items -- replace admin vehicle	11,334	-	0	-
Environmental Study		-	0	0
Other Expenses	6,179		5,000	5,000
Debt Service (Excludes Pension Obligation Bonds, Above)	23,689	195,803	52,173	51,113
Total Other Expenditures	228,519	523,803	114,973	122,113
Total Expenditures	1,038,919	1,344,226	796,728	996,703
Revenue in Excess of Expenditures	\$ 227,542	\$ 2,774	\$ 577,272	\$ 415,297

City of Orland
2024-2025 Budget -- Industries Sewer Enterprise

	2022-2023	2023-2024	2023-2024	2024-2025
Description	Actual	Budget	Projected	Approved
Revenues				
Sewer Service Fees from Olive Processors	77,947	30,000	98,000	30,000
Interest Income Allocation	5,460		6,000	6,000
Total Revenues	\$ 83,407	\$ 30,000	\$ 104,000	\$ 36,000
Personnel Services including wages and benefits				
PERS unfunded liability/Pension Obligation Bonds	0	-	0	-
	1,935	-	0	-
Operating				
Special Departmental Supplies and Tools	0	-	0	-
Uniform Allowance	0	150	0	-
Utilities	2,382	-	1,000	-
Rents and Leases	7,577	3,850	4,000	4,000
Professional and Contract Services	1,900		0	
Insurance Allocation	0	500	0	500
PERS Side Fund Debt Service	312	500	500	600
Engineering funding agreements	0	-	0	-
Industrial pond meter	0	15,000	0	9,000
	0	10,000	0	-
Administrative Allocation	14,000		0	0
Total Expenditures	\$ 28,106	\$ 30,000	\$ 5,500	\$ 14,100
Revenue in Excess of Expenditures	\$ 55,301	\$ -	\$ 98,500	\$ 21,900

**City of Orland Street Funds -- Gas Tax
2024- 2025 Budget**

	HUTA Fund (21)	STIP Fund	S.B. 1 Road Maint. Rehab Fund (34)	Totals
Audit Balance, June 30, 2023	\$ 396,556	\$ -	\$ 323,752	\$ 720,308
Anticipated Revenues, 2023-2024	\$ 342,000	\$ -	\$ 205,000	\$ 547,000
Budgeted Expenditures, 2023-2024	\$ (110,000)	\$ -	\$ (166,000)	\$ (276,000)
Less: Expected Capital Expenditure Carryover	\$ -	\$ -	\$ -	\$ -
Projected Fund Balances at June 30, 2024	\$ 628,556	\$ -	\$ 362,752	\$ 991,308
2024-25 BUDGET				
Estimated HUTA Apportionments Payable -- State of CA	\$ 230,000	\$ -	\$ 220,000	\$ 450,000
Projected RSTP Revenues	\$ 140,000	\$ -		\$ 140,000
Projected STIP Revenues	\$ -	\$ 1,032,000	\$ -	\$ 1,032,000
Total Projected Revenues	\$ 370,000	\$ 1,032,000	\$ 220,000	\$ 1,622,000
Planned expenditures FY25:				
Street Maintenance Wages and Benefits Allocation	\$ 150,000	\$ -	\$ -	\$ 196,000
Fleet Maintenance Allocation	\$ 15,000	\$ -	\$ -	\$ 15,000
Street Lighting and Utilities Allocation	\$ 75,000	\$ -	\$ -	\$ 75,000
Road Patching and Sealing	\$ 10,000	\$ -	\$ 76,000	\$ 86,000
Road Maintenance	\$ 60,000	\$ -	\$ 220,000	\$ 280,000
Sidewalk Program	\$ 50,000	\$ -	\$ -	\$ 50,000
Shasta Street Project	\$ 150,000	\$ -	\$ -	\$ 150,000
Road M1/2 Construction	\$ -	\$ 1,032,000	\$ 70,000	\$ 1,102,000
Streets Master Plan Update	\$ 25,000	\$ -	\$ -	\$ 25,000
Street Related Capital Additions	\$ 100,000	\$ -	\$ 23,000	\$ 77,000
Total Budgeted Expenditures	\$ 635,000	\$ 1,032,000	\$ 389,000	\$ 2,056,000
Projected Balance at June 30, 2025	\$ 363,556	\$ -	\$ 193,752	\$ 557,308

City of Orland
2024-2025 Budget -- Library Memorial and Hanbery Trust Fund (Fund 15)

Projected Fund Balance at July 1, 2024	\$ 84,700
Estimated Donations	600
Estimated Interest Income for the Year	200
Less: Special Departmental - Publications	(5,000)
	<hr/>
Anticipated Balance at June 30, 2025	<u><u>\$ 80,500</u></u>

City of Orland
Established, Authorized and Unfunded Positions
For the Fiscal Year 2024-2025

Established Position Titles	Optimal Staffing	Contract Professionals	Funded Employees	Unfunded Positions	Change from FY23
City Manager	1.0		1.0		
Director of Administrative Services/ACM/Grants	1.0		1.0		
City Clerk/AR	1.0		1.0		
City Attorney	0.5	0.5			
City Engineer	0.5	0.5			
City Planner	0.5	0.5			
Accounting Consultant	0.5	0.5			
Accounting and IT Manager	1.0			1.0	defunded Dec 2021
Accounting Analyst	1.0		1.0		
Accounting Tech II	1.0		0.5	0.5	
Accounting Tech I	1.0			1.0	
Admin Tech I	0.5		0.5		
Community Services Director	1.0			1.0	
City Building Official	1.0			1.0	
Building Inspector	0.5	0.5			
Code Enforcement Officer	0.5	0.5			
Permit Tech	1.0		0.5	0.5	
Chief of Police	1.0		1.0		
Police Sergeants	2.0		2.0		
Police Patrol Officers (1 funded by COPS Grant)	9.0		9.0		
Detective	1.0			1.0	
GLNTFF Officer	1.0			1.0	
School Resource Officer (funded by grant)	1.0		1.0		
Police Clerk/Records	1.0		1.0		
Community Service Officer/Evidence Technician	1.0		1.0		
Police Dept Admin	1.0		1.0		
Fire Chief	1.0		1.0		
Fire Dept Admin (1/2 paid by Orland Rural District)	1.0		1.0		
Director of Public Works	1.0		1.0		
Public Works Supervisor	1.0		1.0		funded July 2022
Public Works Lead/Foreman	1.0		1.0		
Admin Support/Billing/Cust Svc	0.5		0.5		
Water Treatment Operator	2.0		1.0	1.0	
Wastewater Treatment Operator	2.0		1.0	1.0	
Equipment Mechanic	3.0		3.0		
Equipment Operator	1.0			1.0	
Maintenance Workers	8.0		8.0		
Facilities Custodian	1.0			1.0	
Green Waste Operator					
Recreation Director	1.0		1.0		
Recreation Assistant PT					
Library Director (cost shared with Willows)	1.0		1.0		
Assistant Librarian	1.0			1.0	
Librarian - Technician III Cataloguer	1.0		1.0		
Library Technician II	2.0		1.0	1.0	
Childrens' Librarian	1.0		1.0		
Library Assistants (2PT @ .5 = 1 FTE)	1.0		1.0		
Totals	62.0	3.0	46.0	13.0	

**CITY OF ORLAND
MAJOR PROJECTS Fiscal Year 2024-25**

Adopted June 4, 2024

Priorities	More Important	Less Important
More Urgent	<p>Complete the Emergency Groundwater Resource Project (DWR – well, tank, mains, laterals, connections)</p> <p>Reconstruct M½ (spring 2025)</p> <p>Plan, enviro, design for FY26 re-paving of Shasta Street</p> <p>Plan and design traffic safety improvement Newville Rd @ 9th Street</p>	<p>Carnegie: Plan for deferred maintenance and ADA improvements</p> <p>Complete Rec Trail phase II (State Parks grant)</p> <p>Rec Center HVAC</p>
Less Urgent	<p>Complete engineering design for new well on 6th St (State SRF + IRWM + local)</p> <p>Complete Phase 1 streetscapes (ARPA)</p> <p>Complete transition to Tyler system software (ARPA+)</p> <p>Obtain canal undergrounding agreement</p>	<p>Construct dog park</p> <p>Lely ballfields and basketball courts lighting</p> <p>Install EV charging stations in town (ARPA or private)</p>

DWR = Department of Water Resources (grant)
 SRF = State Drinking Water Revolving Fund (0% interest loan)
 IRWM = Northern Sacramento Valley Integrated Water Resource Management (grant)
 ARPA = American Rescue Plan Act (City funds)
 STIP = State Transportation Improvement Program (Regional Transportation allocation)

City of Orland
Debt Obligations FY 2024 - 2025
Schedule of Payments

Issuer	Item[s] Financed	Original Loan Amount	% Rate	Loan End Date	Balance June 30, 2024	FY 24-25 Payments	Payments allocated to funds:				Remaining Balance June 30, 2025
							General Fund	Measure A - Safety	Water	Sewer	
Umpqua	Energy Efficiency	866,000	3.0	2032	543,656	72,812	13,834		57,521	1,456	486,516
Umpqua	Solar Project, net of CREBS	1,575,066	1.9	2032	934,132	141,876	26,956		65,263	49,657	826,362
SWRF	Eva Well	1,160,268	0.0	2048	860,854	35,136			35,136		825,718
Umpqua	2021 Pension Obligation Bonds	4,060,000	2.95	2036	3,600,000	337,734	282,346		30,396	24,992	3,365,000
Total:		7,661,334			5,938,642	587,558	323,136	0	188,317	76,105	5,503,596

Note: There exists one outstanding legacy interfund loan, from Water to General, with a \$347k balance which is being amortized at LAIF rates.

City of Orland
Schedule of Development Impact Fees (DIF) by Category
July 1 2023 through March 31, 2024 (Eight Months)
UNAUDITED

FUND 35

	City Hall Hall	Public Safety	Library	Park Land	Park Improve's	Park Cap Maint	Community Center Facility	Newville & Commerce Signal	Traffic Mitigation Blair	Signal & Traffic North 6th	Trans- portation	Water System	Sewer System	Totals
Balance forward														
Balance, June 30, 2023	109,710	379,120	200,802	56,718	287,858	1,905	380,710	134,957	83,445	26,450	1,184,066	234,390	163,379	3,243,510
Utilization for prior period Street Projects											(293,179)			(293,179)
Adjusted Fund Balance, June 30, 2023	109,710	379,120	200,802	56,718	287,858	1,905	380,710	134,957	83,445	26,450	890,886	234,390	163,379	2,950,330
Total Receipts YTD	13,796	104,537	45,283	27,891	135,278	5,518	68,019	-	-	-	35,821	72,355	62,993	571,491
Expenditures & Transfers														
Supplies/Equipment/Capital Outlay					23,784	1,754								25,537
Total Expenditures	-	-	-	-	23,784	1,754	-	-	-	-	-	-	-	25,537
Subtotal Activity year-to-date	13,796	104,537	45,283	27,891	111,494	3,764	68,019	-	-	-	35,821	72,355	62,993	545,953
Unaudited Balance, March 31, 2024	<u>123,507</u>	<u>483,657</u>	<u>246,085</u>	<u>84,609</u>	<u>399,352</u>	<u>5,669</u>	<u>448,729</u>	<u>134,957</u>	<u>83,445</u>	<u>26,450</u>	<u>926,707</u>	<u>306,745</u>	<u>226,372</u>	<u>3,496,284</u>
Known Payables								140,000			410,000			550,000
Planned Projects, 2024-2025					100,000									100,000
Projected Available Fund Balance 6.30.24	<u>123,507</u>	<u>483,657</u>	<u>246,085</u>	<u>84,609</u>	<u>299,352</u>	<u>5,669</u>	<u>448,729</u>	<u>(5,043)</u>	<u>83,445</u>	<u>26,450</u>	<u>516,707</u>	<u>306,745</u>	<u>226,372</u>	<u>2,846,284</u>
Public Arts Fund Balance as of 3.31.24	31,614													

Orland Capital Equipment Schedule FY24/25

Dept	Item description	#	new / replac.	Age	Water	Sewer	Street Funds	GenFund	M/A Public Safety	Maint Districts	Total	
Funded FY25												
OFD	No purchases scheduled										\$ -	
OPD	Patrol -- Ford Explorer	501	rep	2017					\$ 95,000		\$ 95,000	
OPD	Patrol -- Ford Explorer	525	rep	2017					\$ 95,000		\$ 95,000	
OPW	F150 service pickup	59	rep	2004	\$ 37,800	\$ 16,200	\$ 11,000				\$ 65,000	
OPW	F250 service truck	63	rep	1993	\$ 36,400	\$ 15,600	\$ 18,000				\$ 70,000	
OPW	Sweepster/ broom accessories	32	rep	1994	\$ 9,800	\$ 4,200	\$ 18,000				\$ 32,000	
OPW	Telehandler (ext. forklift)		new		\$ 30,000	\$ 30,000	\$ 30,000				\$ 90,000	
Funded FY 25 Total					\$ 114,000	\$ 66,000	\$ 77,000	\$ -	\$ 190,000	\$ -	\$ 447,000	
Future/deferred purchases to FY26+:												
Plan FY												
OFD	Fire Engine	25	rep	FY					\$ 1,200,000		\$ 1,200,000	FY34
OFD	Ladder Truck	26	rep	2016					\$ 2,500,000		\$ 2,500,000	FY42
OPD	2 Patrol vehicles per year	5XX	rep	oldest					\$ 95,000		\$ 190,000	FY26
	2 Patrol vehicles per year	5XX	rep	oldest					\$ 95,000		\$ 570,000	FY27-F29
OPW	F700 Water Truck (26k)	60	rep	2014	\$ 65,800	\$ 28,200	\$ 46,000				\$ 140,000	
OPW	F600 bucket truck (26k)	49	rep	2014	\$ 28,000	\$ 12,000	\$ 80,000	\$ 80,000			\$ 200,000	FY26
OPW	F150 service pickup	61	rep	2004	\$ 36,400	\$ 15,600	\$ 12,000				\$ 64,000	FY26
OPW	skid steer additional equipment		new		\$ 56,000	\$ 24,000	\$ 40,000				\$ 120,000	FY26
OPW	F150 service pickup	62	rep	2004	\$ 28,000	\$ 12,000	\$ 10,000				\$ 50,000	FY26
OPW	F150 pickup	63	rep	2004	\$ 29,000	\$ 13,000	\$ 10,000				\$ 52,000	FY26
OPW	Additional items including VacCon, street sweeper, tractors, dump trucks, etc in use but not scheduled for replacement at this time.											
Future/deferred purchases totals					\$ 243,200	\$ 104,800	\$ 198,000	\$ 80,000	\$ 3,890,000	\$ -	\$ 5,086,000	
SCHEDULED Total					\$ 357,200	\$ 170,800	\$ 275,000	\$ 80,000	\$ 4,080,000	\$ -	\$ 5,533,000	