

CITY COUNCIL

Dennis Hoffman, Mayor
Jeffrey A. Tolley, Vice-Mayor
Bruce T. Roundy
William "Billy" Irvin
Chris Dobbs

CITY OFFICIALS

Jennifer Schmitke
City Clerk

Leticia Espinosa
City Treasurer

CITY OF ORLAND

INCORPORATED 1909

815 Fourth Street
ORLAND, CALIFORNIA 95963
Telephone (530) 865-1600
Fax (530) 865-1632



CITY MANAGER

Peter R. Carr

Meeting Place: Carnegie Center
912 Third Street
Orland CA 95963

AGENDA

ORLAND ECONOMIC DEVELOPMENT COMMISSION

Tuesday, November 8, 2022

Public comments are welcomed and encouraged in advance by emailing the City Clerk, jtschmitke@cityoforland.com or by phone at (530) 865-1610 by 5:00 p.m. on the day of the meeting. This meeting will be conducted pursuant to the provisions of the AB361 which suspends certain requirements of the Ralph M. Brown Act.

1. CALL TO ORDER – 6:00 p.m.
2. PLEDGE OF ALLEGIANCE
3. ROLL CALL
4. ORAL AND WRITTEN COMMUNICATIONS
 - A. Citizen Comments:
Members of the public wishing to address the Commission on any item(s) not on the agenda may do so at this time when recognized by the Chairperson; however, no formal action or discussion will be taken unless placed on a future agenda. Public is advised to limit discussion to one presentation per individual. While not required, please state your name and address for the record. **(Oral communications will be limited to three minutes).**
5. CONSENT CALENDAR
 - A. Approval of Economic Development Commission Minutes from May 10, 2022
 - B. Approval of Economic Development Commission Minutes from September 13, 2022
 - C. Compliance with AB361.

6. ITEMS FOR DISCUSSION OR ACTION

Streetscapes: Plan and Implementation – (Discussion/Direction) Pete Carr, City Manager

Please see link below for the existing master plan.

<https://www.cityoforland.com/wp-content/uploads/2021/06/MDG-WalkerStreetFinal20180126.pdf>

7. STAFF REPORTS

A. Updates on economic development projects (Discussion) Pete Carr, City Manager

- a) Food Vendor at Sav-Mor Market
- b) Queen Bee Bucks
- c) EV chargers
- d) Hambright Ave from Bryant Street to South Street

B. Local Business Updates – (Information only) Pete Carr, City Manager

8. COMMISSIONER REPORTS

9. FUTURE AGENDA ITEMS (Next Meeting: January 10, 2022)

10. ADJOURN

CERTIFICATION: Pursuant to Government Code Section 54954.2(a), the agenda for this meeting was properly posted on November 4, 2022. A complete agenda packet is available for public inspection during normal business hours at City Hall, 815 Fourth Street, Orland, CA.

In compliance with the Americans with Disabilities Act, the City of Orland will make available to members of the public any special assistance necessary to participate in this meeting. The public should contact the City Clerk's Office 865-1610 to make such a request. Notification 72 hours prior to the meeting will enable the City to make reasonable arrangements to ensure accessibility to this meeting.

CITY OF ORLAND
ECONOMIC DEVELOPMENT COMMISSION MEETING
May 10, 2022

1. CALL TO ORDER

The meeting was called to order by Chairperson Lane at 6:00 pm.

2. PLEDGE OF ALLEGIANCE – led by Commission Secretary Rebecca Pendergrass.

3. ROLL CALL

Present: Ron Lane, David Allee, Russell Pierce, and Mathew Romano
Absent: None
Councilmembers: Jeff Tolley
Staff: Pete Carr, Rebecca Pendergrass

4. ORAL AND WRITTEN COMMUNICATIONS

None

5. CONSENT CALENDAR

- A. Approval of the March 8, 2022 minutes
- B. Compliance with AB361

Moved by Commissioner Allee, seconded by Commissioner Pierce, motion carried to approve the consent calendar as presented. 4-0-0-0 Ayes: Commissioners Allee, Pierce, Lane and Romano; Noes: None; Abstain: None; Absent: None. Motion carried.

6. ITEMS FOR DISCUSSION OR ACTION

A. ARPA Funds (Verbal Update) – Pete Carr, City Manager

City Manager Carr informed the Commission that the City Council approved the recommendation from the Commission that some ARPA funds be utilized to install Electronic Vehicle (EV) charging stations. The recommendation to also add water and sewer utilities down from Commerce Lane to County Road 16 on the west side of I-5 was also approved. The updated ARPA Funds worksheet (Attachment A) was distributed to the Commission.

B. Cannabis Business Consideration – Pete Carr, City Manager

City Manager Carr provided a brief overview of current jurisdictions that allow for marijuana dispensaries, specifically Shasta Lake and Shasta County. Zoning has allowed for local control of location, operation, traffic, appearance, signage, etc.

Shasta Lake reports there is more crime at their local Rite Aid and liquor store, and they (to date) have not had one call for service at a dispensary. Customers pay 7.25 percent sales tax and a 6 percent special tax on cannabis purchases. The special sales tax that is collected funds public safety. The local chamber and neighboring businesses have been welcoming to the cannabis businesses and have not reported any significant issues.

Recommendations from Shasta Lake include holding community roundtables to gather input from community stakeholders, ensure tax measure allows for sliding scale and use zoning to control and enforce standards.

April Hine, FNL Coordinator , provided handouts to the commission (Attachment B). The handouts included data from surveys of Orland students in regard to drug and alcohol use. Ms. Hine stated that dispensaries sell more harmful products than just “bud” as some products such as “wax” have a very high concentration of THC. Ms. Hine stated that the community will not be supportive of this type of business and that the anticipated revenue is never as high as expected and it is not worth the risk to the youth in the community.

Further discussion was tabled to the next meeting to allow Chief Vlach to be in attendance. The Commission discussed trying to engage the community in conversation regarding this topic via community roundtable meeting.

Moved by Chairperson Lane, seconded by Commissioner Allee, motion failed to recommend to City Council to establish a community roundtable for this topic. 2-2-0-0
Ayes: Commissioners Allee and Lane; Noes: Commissioners Pierce and Romano;
Abstain: None; Absent: None. Motion failed.

Commissioner Allee suggested this agenda topic be dropped from future agendas as the previous motion to establish a community meeting failed. Upon further discussion the Commissioners agreed, stating that the topic can be reintroduced if interest peaks again.

C. Potential for Joint City Council – Economic Development Commission – Planning Commission Meeting

City Manager Carr informed the Commission that an email was sent regarding their availability for upcoming dates and times. Potential agenda items include but are not limited to;

- i. Review the general plan, zoning types;
- ii. Suggestions to Council for priority projects;
- iii. Streetscapes project discussion.

7. STAFF REPORTS

City Manager update on:

A. General business and economic news

City Manager Carr informed the Commission that West Mitsubishi received façade improvement funds for fencing enhancements. Butte College Glenn Center has a ribbon cutting ceremony set for August 10, 2022. Residents will be able to earn their Associates Degree without leaving Orland. A walking tour of the new facility is available for those interested. Classes at the new center will begin in the fall. Maverik and McDonalds are hoping to break ground in June. The Sunny Truck Wash project is experiencing difficulties with getting their site plans approved. Orland Park I is experiencing delays due to Caltrans. Farwood is expanding into the building next to the current restaurant, expansion to include an event center.

8. COMMISSIONER REPORTS

Chairperson Lane participated in the OHS Auto Show last weekend. Next year's show is scheduled for the first Saturday of May 2023.

9. FUTURE AGENDA ITEMS

None

10. ADJOURN – 8:16 pm

Respectfully Submitted,

Rebecca Pendergrass, Staff Support

Ron Lane, Chairperson

Proposed Use of ARPA Funds Worksheet

City of Orland approved 4.5.22

Updated 5.10.22

red = approved and done or in progress; blue = approved; black = not yet approved

Revenue from ARPA (sales tax backfill)		\$1,872,000	
General Fund fiscal stabilization		\$200,000	
Measure A Fund Public Safety fiscal stabililization		\$100,000	
ARPA Funds Available for Expenditure		\$1,572,000	
Use of Funds		Approved	Proposed
1	Radio signal upgrades for OPD and OVFD (M-A)	\$60,000	
2A	OPD/City Hall roof and floor repairs	\$120,000	
2B	Library roof and HVAC repairs -- match State	\$80,000	
3	Evidence storage & security improvements (M-A)	\$80,000	
4	Public Safety Facility Security and IT upgrades (M-A)	\$160,000	
5	Cost share sewer lift station @ Cortina Drive	\$145,000	
6	Extend westside I-5 water & sewer to CR16	\$300,000	
7	Construct EV charging stations in town	\$50,000	
8	Façade Improvement program	\$30,000	
9	Streetscapes (benches, planters, streetlamps, etc.)		\$200,000
10	Lely ballfield lighting LED lamps (1 field per year)	\$85,000	\$85,000
11	Pump track -- match Park & Rec DIF	\$12,000	
12	Orland Area Chamber of Commerce equip/supplies	\$7,000	
13	Arts Commission revenue backfill	\$3,000	
14	Construct welcome sign at east end of City	\$30,000	
15	Replace financial software (1/2 GenFund, 1/2 Utilities)	\$50,000	
16	Loan payoff: 5th St parking lot		\$70,000
17	Leverage for business/city advertising tower @ I-5		\$0
Total Lines 1-16		\$1,212,000	\$355,000

Total Remaining:

\$360,000

M-A = charged to Measure A Public Safety Fund



Orland City Council
 Orland Economic Development Commission
 815 4th Street
 Orland, CA 95963

May 2, 2022







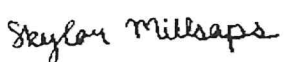


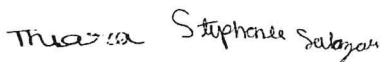
To Whom It May Concern,

Five months ago youth from Orland came to the City Council and discussed vaping and its impact on youth. Although we did not get an ordinance banning flavored products passed, we did educate the members of the City Council on flavors, vaping devices and how Big Tobacco targets youth. But did you know that Big Tobacco is also part of the cannabis industry? Big tobacco companies are buy their way into the Cannabis industry and similarly they are NOT targeting adult users with products that look, taste and smell like candy, but young people. Cannabis devices and products are designed with a young person in mind and are sold in dispensaries, but youth have access.

Not only are we opposed to flavored tobacco products but also to brining in and allowing a new danger to youth; a cannabis dispensary. Products like gummies, drops, tinctures, crackers, cookies, wax and cartridges would become more accessible by older others and dealers. Marijuana that is sold in dispensaries NOW is not the Marijuana form the 60's and 70's. Do you know what shatter is or what dabbing is? Marijuana use with high rates of THC has been linked to psychosis and other mental health disorders, and these products would be sold in dispensaries, there is so much more to this industry than the bud.

The Glenn County FNL Youth Council asks you to not allow dispensaries. There are so many other businesses that would generate revenue; like a motel, a movie theater, or restaurants. We thank you for taking time to learn more about cannabis, vaping and youth before you make any decisions and also for your consideration on not brining this business to the City of Orland. For more information on cannabis and dispensaries, here are a couple of great websites with lots of data: <https://nopotshops.com/isnt-it-just-marijuana>, and <https://nopotshops.com/keep-the-ban>. We greatly appreciate your dedication to keeping youth safe and protected in our great city.

Sincerely,

The Glenn County FNL Youth Council



Glenn County

Alliance for Prevention

April 28, 2022

To Whom It May Concern:

The Glenn County Alliance for Prevention (GCAP) was founded in 2018 with the mission to engage and partner with others in the community to enhance wellness through education and prevention strategies. Our goal is to work for a safe and healthy future for youth, families and individuals that live in Glenn County.

It has come to our attention that a discussion is happening about bringing a Cannabis Dispensary to Orland. The Glenn County Alliance for Prevention GCAP coalition is opposed to having any dispensaries in Glenn County based on these key points:

While there can be possible positive economic development impacts to allowing Cannabis dispensaries, there can be unintended consequences that have risks and costs to the community. These can include:

- Higher rates of fatalities while driving under the influence of THC.
http://www.wsp.wa.gov/breathtest/docs/webdms/DRE_Forms/Publications/drug/Human_Performance_Drug_Fact_Sheets-NHTSA.pdf
- An increase in marijuana poisonings and hospital visits for children.
<https://www.news-medical.net/news/20220107/ED-visits-for-pediatric-poisonings-increased-nine-times-following-cannabis-legalization.aspx>
- Studies show an Association between Cannabis use and Mental and Physical Consequences.
<https://www.omicsonline.org/open-access/marijuana-violence-and-law-2155-6105-S11-014.pdf>
- Research shows that as young people have move access to Cannabis they experience; School difficulties, problems with memory, increased aggression, use of other drugs and alcohol, worsening or underlying mental health conditions and interference with prescribed medication.
https://www.aacap.org/AACAP/Families_and_Youth/Facts_for_Families/FFF-Guide/Marijuana-and-Teens-106.aspx

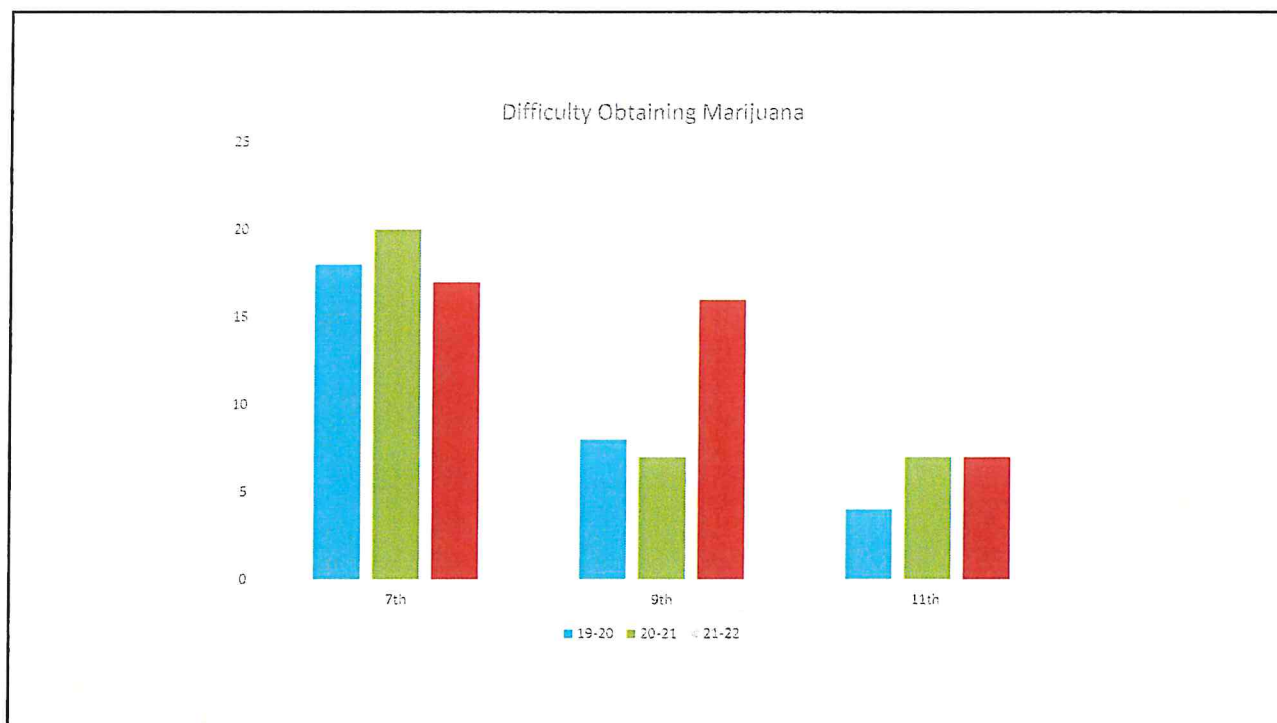
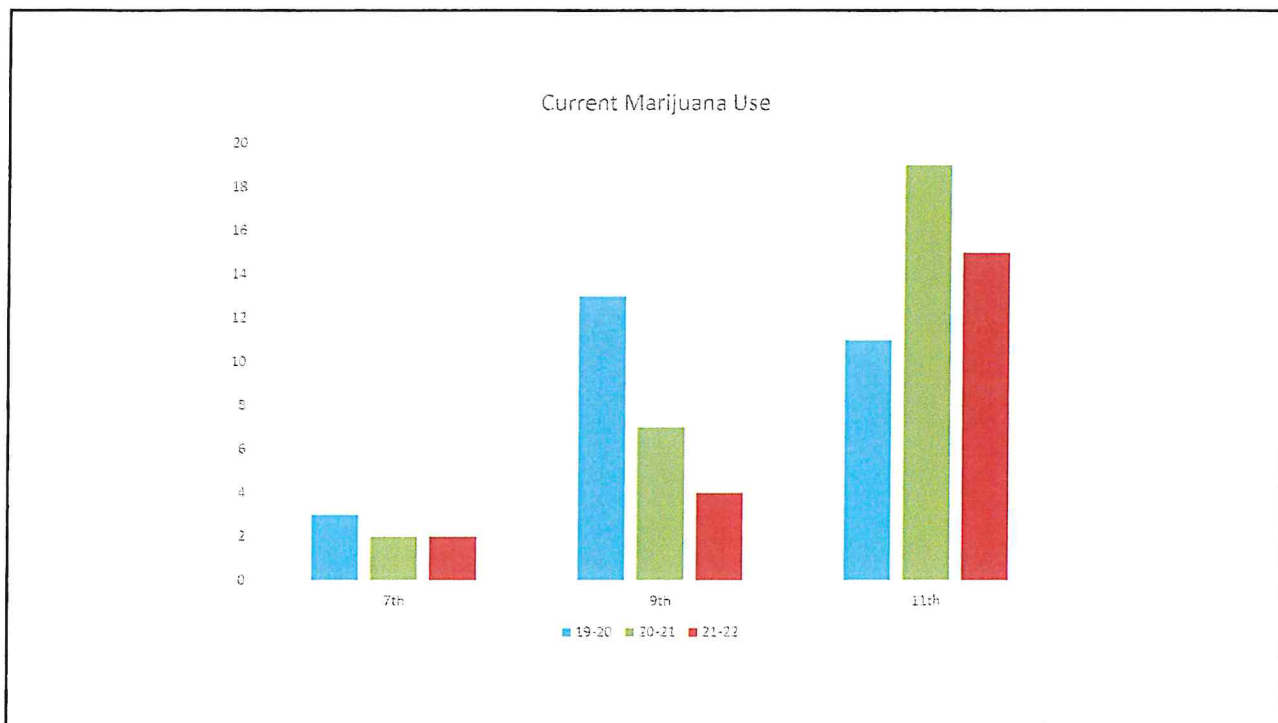
We respectfully ask the Economic Development Commission and the Orland City Council to also oppose dispensaries in Orland, and continue to focus on businesses and growth that will benefit all citizens of this city. Business that will protect our youth so they can continue grow up in a community that values health and wellbeing.

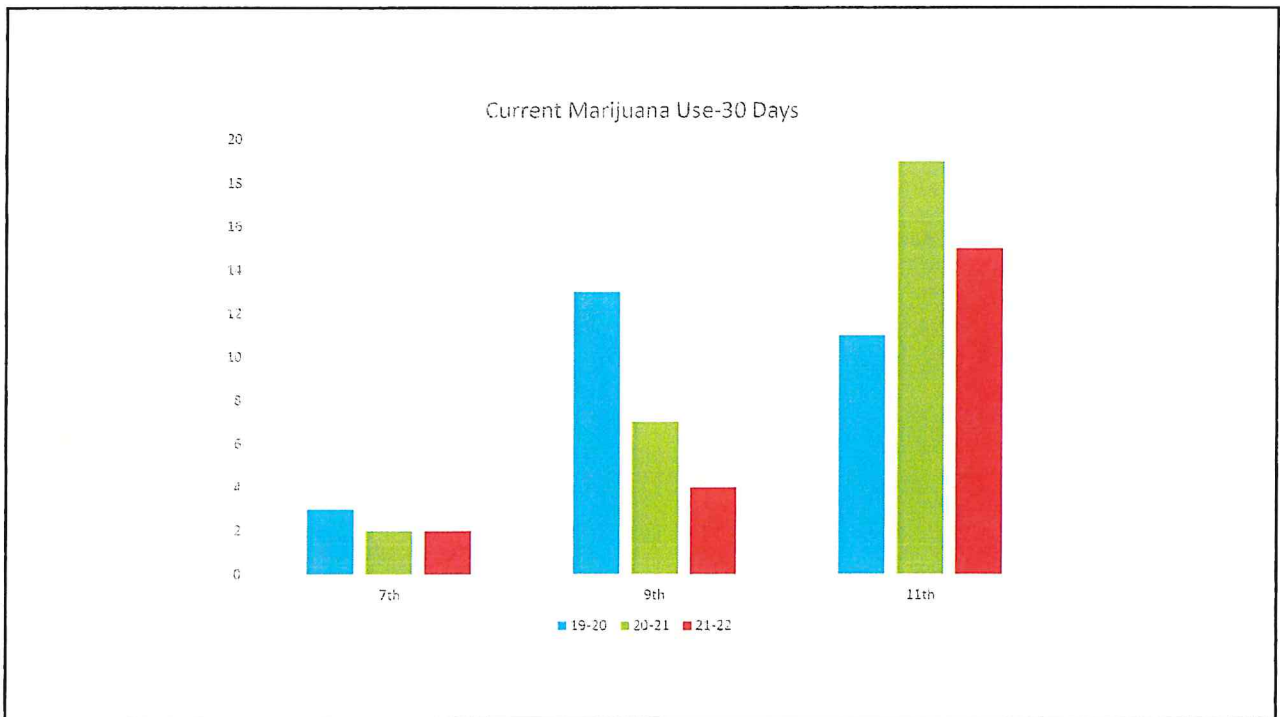
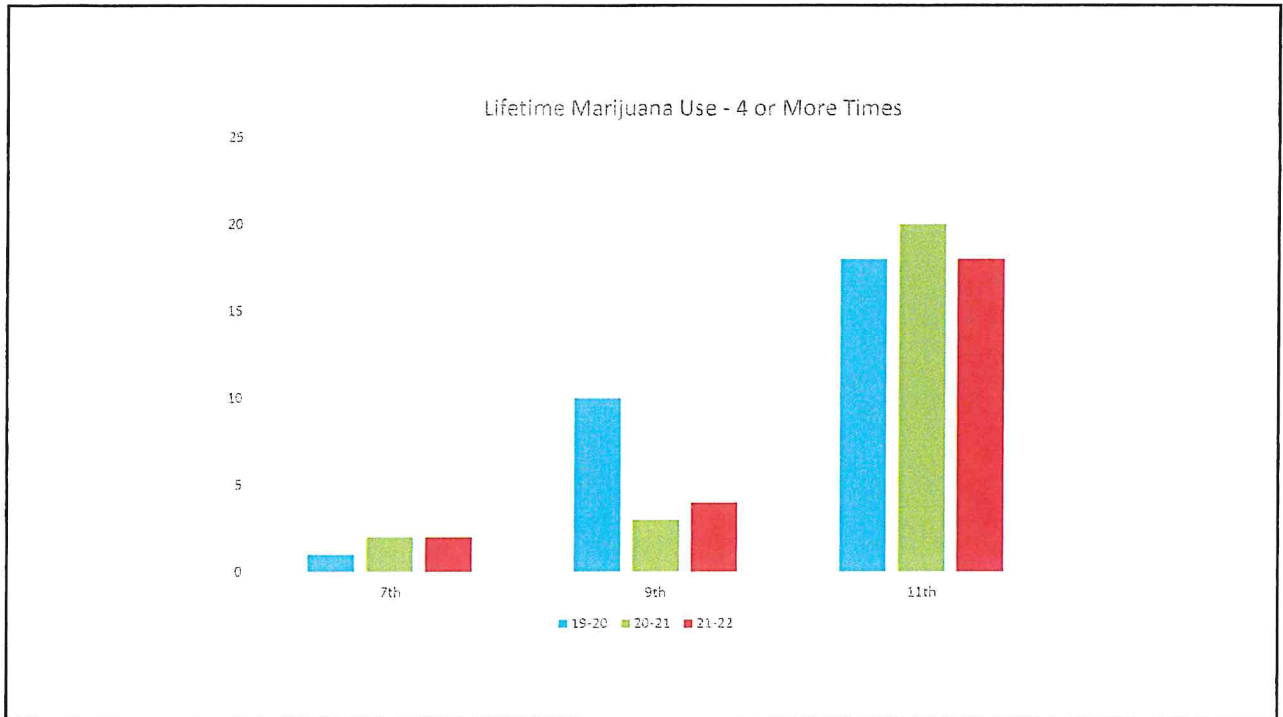
Glenn County Alliance for Prevention (CGAP) has monthly meetings and you are invited to attend these meetings, quests and prospective members are always welcome. Our meetings are held the second Wednesday of every month, from 2:00 – 3:30 PM at Success Plaza in Orland.

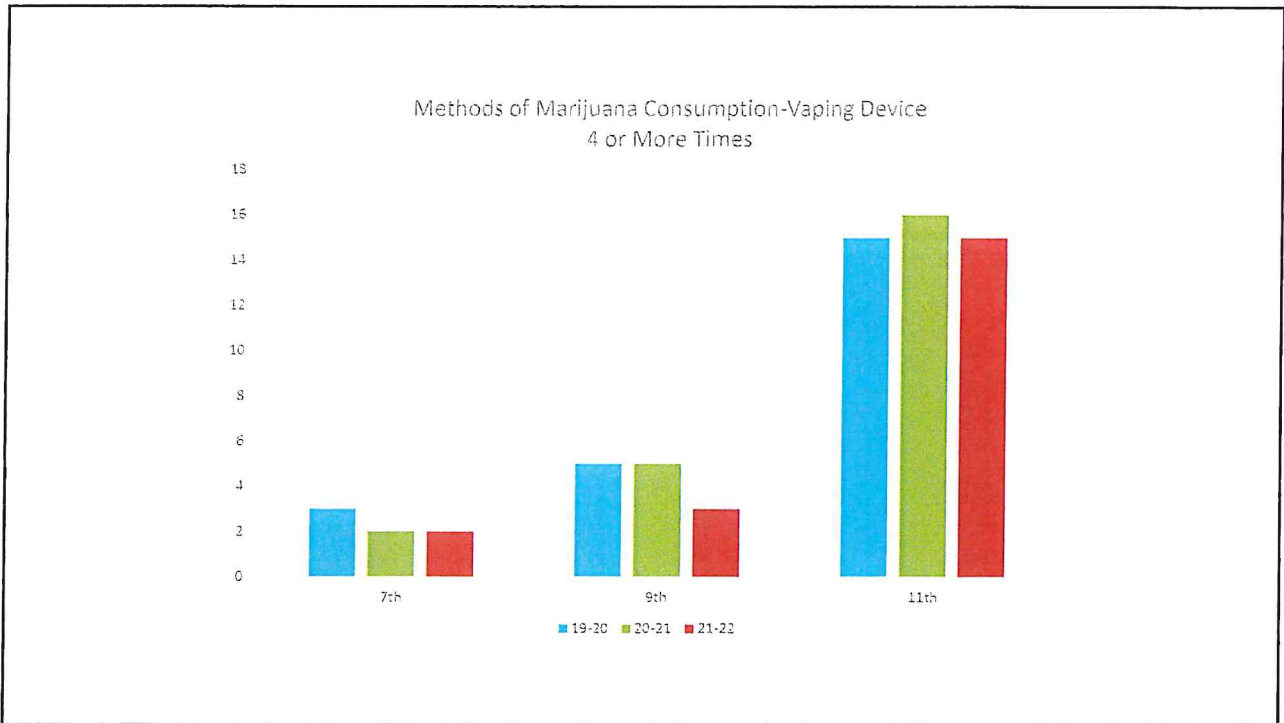
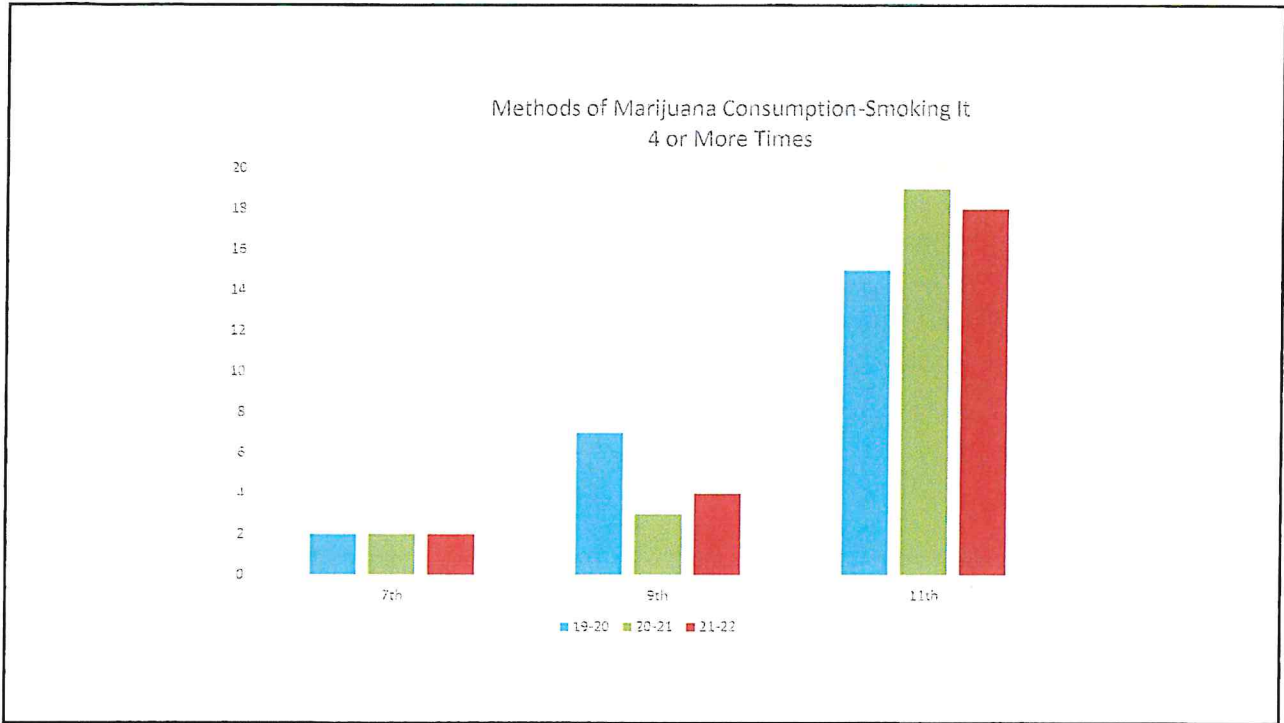
Sincerely,

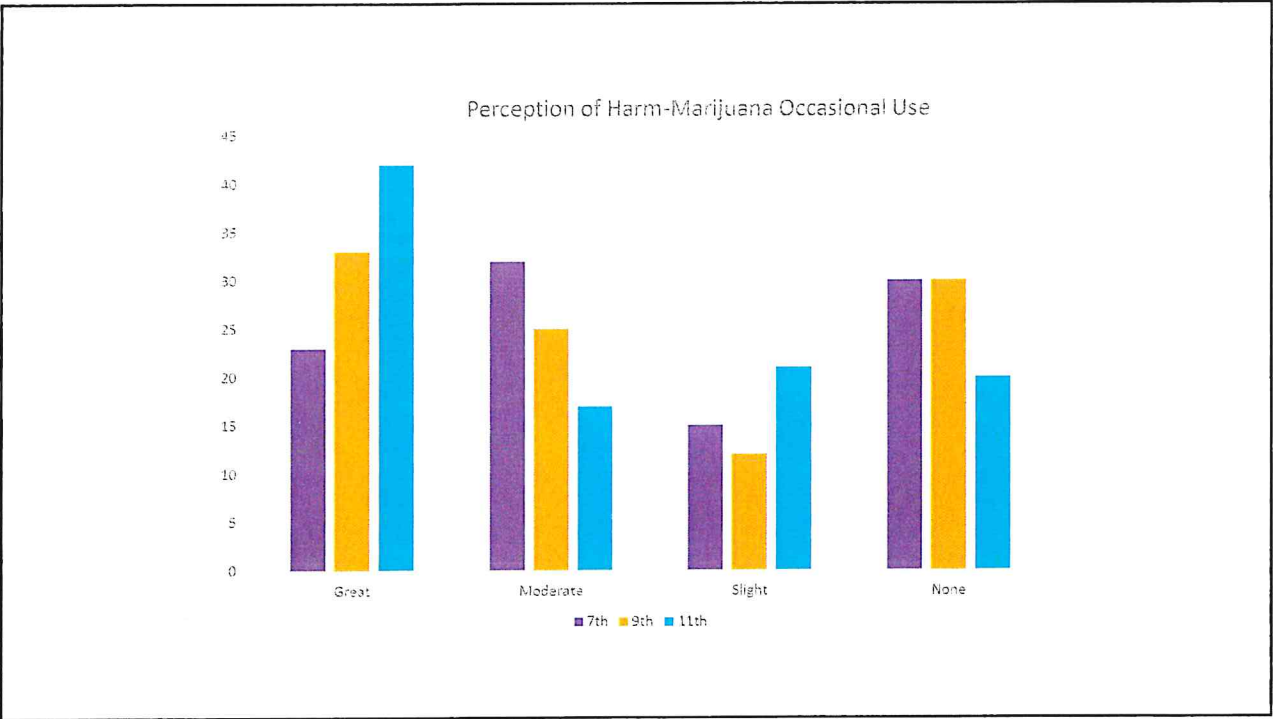
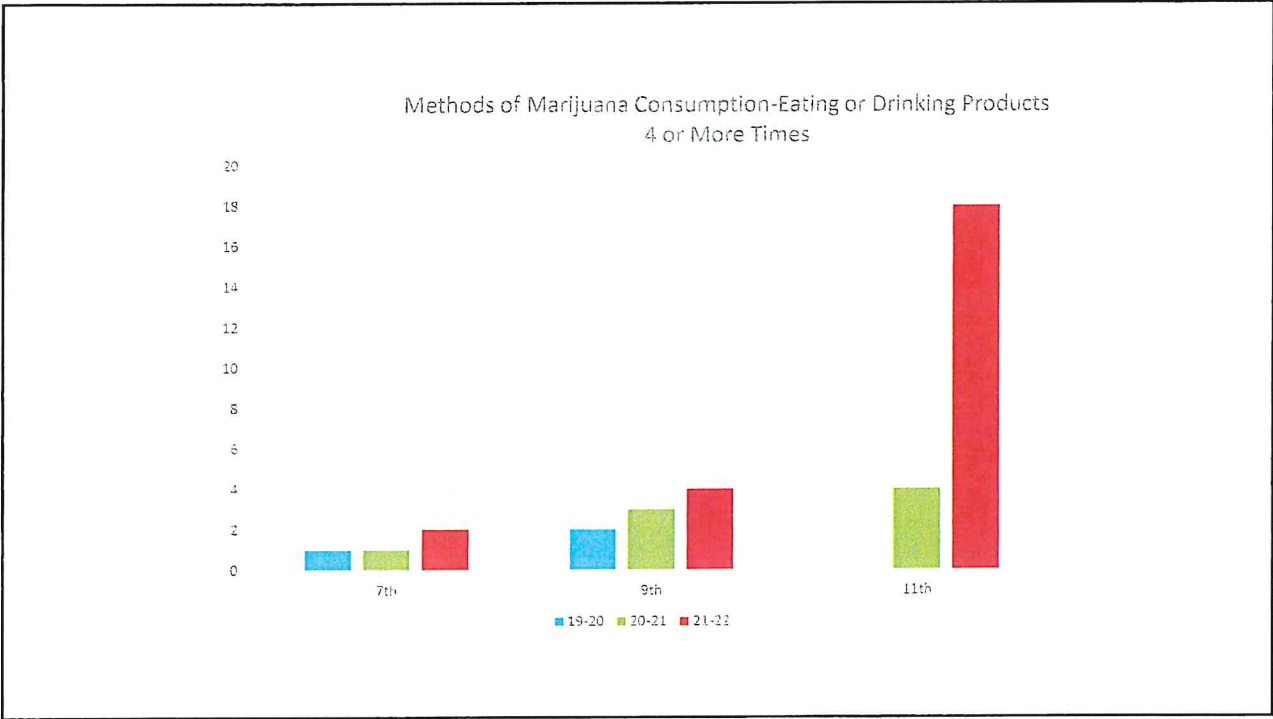
A handwritten signature in blue ink, appearing to read 'Francis Cuny', is written over a faint, larger version of the same signature.

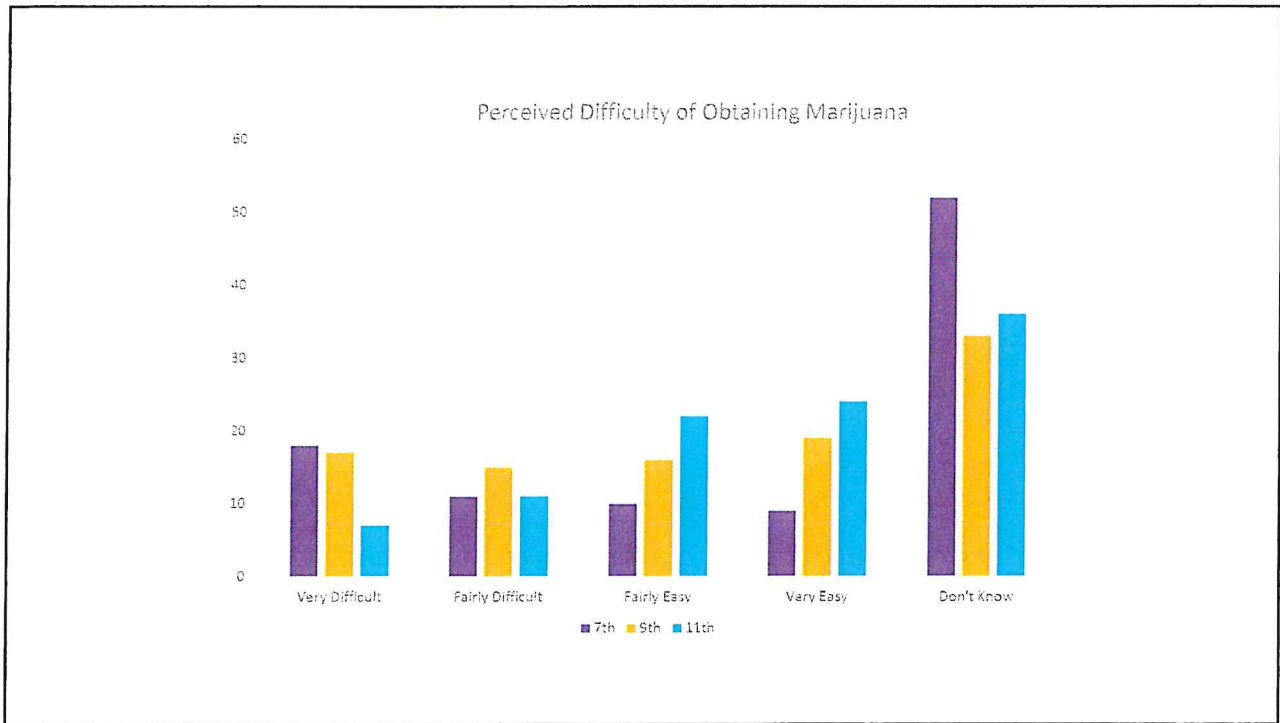
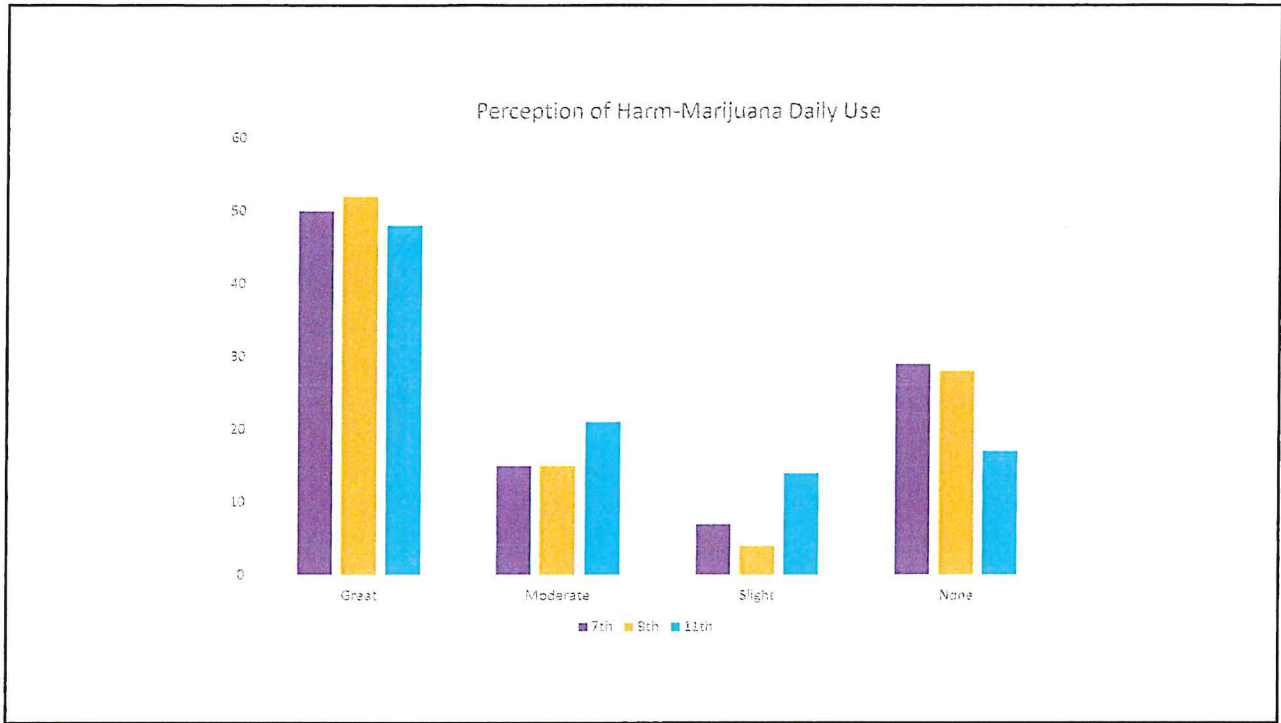
Francis Cuny
Glenn County Alliance for Prevention











6. Alcohol and Other Drug Use

Table A6.1

Summary Measures of Level of AOD Use and Perceptions

	Grade 7 %	Grade 9 %	Grade 11 %	NT %	Table
Lifetime illicit AOD use to get “high”#	12	44	49	–	A6.2
Lifetime alcohol or drug use	12	46	50	–	A6.2
Lifetime marijuana use	4	25	30	–	A6.2
Lifetime very drunk or high (7 or more times)	1	5	13	–	A6.7
Lifetime drinking and driving involvement	33	13	16	–	A6.11
Current alcohol or drug use¶	8	25	21	–	A6.5
Current marijuana use¶	3	13	11	–	A6.5
Current heavy drug use¶	3	8	7	–	A6.5
Current heavy alcohol use (binge drinking)¶	1	9	11	–	A6.5
Current alcohol or drug use on school property¶	2	8	6	–	A6.8
Harmfulness of occasional marijuana use ^B	37	34	31	–	A6.12
Difficulty of obtaining marijuana ^C	18	8	4	–	A6.13

Notes: Cells are empty if there are less than 10 respondents.

#Excludes prescription pain medication, tranquilizers or sedatives, diet pills, and prescription stimulant.

¶Past 30 days.

^BGreat harm.

^CVery difficult.

Table A6.2

Summary of AOD Lifetime Use

	Grade 7 %	Grade 9 %	Grade 11 %	NT %
Alcohol	11	40	44	—
Marijuana	4	25	30	—
Inhalants	2	3	9	—
Cocaine, methamphetamine, or any amphetamines	na	1	5	—
Heroin	na	0	1	—
Ecstasy, LSD, or other psychedelics	na	1	2	—
Prescription pain medication (opioids)	na	9	7	—
Tranquilizers or sedatives	na	2	6	—
Diet pills or other prescription stimulant	na	4	7	—
Cold/cough medicines or other over-the-counter medicines to get “high”	na	9	10	—
Any other drug, pill, or medicine to get “high”	2	3	7	—
<i>Any of the above AOD use</i>	12	46	50	—
<i>Any illicit AOD use to get “high”[#]</i>	12	44	49	—

Notes: Cells are empty if there are less than 10 respondents.

[#]Excludes prescription pain medication, tranquilizers or sedatives, diet pills, and prescription stimulant.

na—Not asked of middle school students.

Table A6.3
Lifetime AOD Use

	Grade 7 %	Grade 9 %	Grade 11 %	NT %
Alcohol (one full drink)				
0 times	89	60	56	—
1 time	6	14	7	—
2 to 3 times	2	9	13	—
4 or more times	2	18	24	—
Marijuana (smoke, vape, eat, or drink)				
0 times	96	75	70	—
1 time	2	9	7	—
2 to 3 times	2	7	6	—
4 or more times	1	10	18	—
Inhalants				
0 times	98	97	91	—
1 time	1	1	3	—
2 to 3 times	1	0	1	—
4 or more times	1	3	4	—
Cocaine, methamphetamine, or any amphetamines				
0 times	na	99	95	—
1 time	na	1	1	—
2 to 3 times	na	0	1	—
4 or more times	na	1	4	—
Heroin				
0 times	na	100	99	—
1 time	na	0	0	—
2 to 3 times	na	0	0	—
4 or more times	na	0	1	—
Ecstasy, LSD, or other psychedelics				
0 times	na	99	98	—
1 time	na	1	1	—
2 to 3 times	na	0	1	—
4 or more times	na	0	1	—

Question HS A.51-54, 56, 57/MS A.52-54: During your life, how many times have you used the following? One full drink of alcohol (such as a can of beer, glass of wine, wine cooler, or shot of liquor)... Marijuana (smoke, vape, eat, or drink)... Inhalants (things you sniff, huff, or breathe to get “high” such as glue, paint, aerosol sprays, gasoline, poppers, gases)... Cocaine, methamphetamine, or any amphetamines (meth, speed, crystal, crank, ice)... Heroin... Ecstasy, LSD, or other psychedelics (acid, mescaline, peyote, mushrooms).

Notes: Cells are empty if there are less than 10 respondents.

na—Not asked of middle school students.

Table A6.3

Lifetime AOD Use – Continued

	Grade 7 %	Grade 9 %	Grade 11 %	NT %
Prescription pain medication				
0 times	na	91	93	–
1 time	na	3	3	–
2 to 3 times	na	1	1	–
4 or more times	na	5	3	–
Tranquilizers or sedatives				
0 times	na	98	94	–
1 time	na	0	1	–
2 to 3 times	na	0	3	–
4 or more times	na	2	1	–
Diet pills				
0 times	na	97	96	–
1 time	na	1	1	–
2 to 3 times	na	0	1	–
4 or more times	na	2	2	–
Ritalin or Adderall or other prescription stimulant				
0 times	na	99	95	–
1 time	na	0	1	–
2 to 3 times	na	1	2	–
4 or more times	na	1	2	–
Cold/cough medicines or other over-the-counter medicines to get “high”				
0 times	na	91	90	–
1 time	na	2	1	–
2 to 3 times	na	3	4	–
4 or more times	na	5	4	–

Question HS A.58-62: During your life, how many times have you used the following?... Prescription pain medication (Vicodin, OxyContin, Percodan, Fentanyl)... Tranquilizers or sedatives (Xanax, Klonopin, Ativan, Valium)... Diet pills (Didrex, Dexedrine, Xenadrine, Skittles, M&M's)... Ritalin or Adderall or other prescription stimulant... Cold/cough medicines or other over-the-counter medicines to get “high.”

Notes: Cells are empty if there are less than 10 respondents.

na—Not asked of middle school students.

Table A6.3

Lifetime AOD Use – Continued

	Grade 7 %	Grade 9 %	Grade 11 %	NT %
Any other drug, pill, or medicine to get “high” or for reasons other than medical				
0 times	98	97	93	–
1 time	1	1	2	–
2 to 3 times	0	1	2	–
4 or more times	2	1	2	–

Question HS A.63/MS A.56: During your life, how many times have you used the following?... Any other drug, pill, or medicine to get “high” or for reasons other than medical.

Notes: Cells are empty if there are less than 10 respondents.

Table A6.4

Lifetime Marijuana Consumption

	Grade 7 %	Grade 9 %	Grade 11 %	NT %
<i>During your life, how many times have you used marijuana in any of the following ways...</i>				
Smoke it?				
0 times	95	80	76	–
1 time	2	7	7	–
2 to 3 times	2	6	2	–
4 or more times	2	7	15	–
In a vaping device?				
0 times	94	82	76	–
1 time	2	8	6	–
2 to 3 times	1	5	3	–
4 or more times	3	5	15	–
Eat or drink it in products made with marijuana?				
0 times	98	85	80	–
1 time	0	7	8	–
2 to 3 times	1	6	5	–
4 or more times	1	2	8	–

Question HS A.67-69/MS A.60-62: During your life, how many times have you used marijuana in any of the following ways... Smoke it?... In a vaping device (vape pens, mods, portable vaporizers)?... Eat or drink it in products made with marijuana?

Note: Cells are empty if there are less than 10 respondents.

Table A6.5

Current AOD Use, Past 30 Days

	Grade 7 %	Grade 9 %	Grade 11 %	NT %
Alcohol (one or more drinks of alcohol)	5	22	16	—
Binge drinking (5 or more drinks in a row)	1	9	11	—
Marijuana (smoke, vape, eat, or drink)	3	13	11	—
Inhalants	1	1	1	—
Prescription drugs to get “high” or for reasons other than prescribed	na	1	0	—
Other drug, pill, or medicine to get “high” or for reasons other than medical	2	2	1	—
Any drug use	4	14	11	—
Heavy drug use	3	8	7	—
Any AOD Use	8	25	21	—
Two or more substances at the same time	na	1	4	—

Question HS A.73-79/MS A.66-70: During the past 30 days, on how many days did you use... one or more drinks of alcohol?... five or more drinks of alcohol in a row, that is, within a couple of hours?... marijuana (smoke, vape, eat, or drink)?... inhalants (things you sniff, huff, or breathe to get “high”)?... prescription drugs to get “high” or for reasons other than prescribed?... any other drug, pill, or medicine to get “high” or for reasons other than medical?... two or more substances at the same time (for example, alcohol with marijuana, ecstasy with mushrooms)?

Notes: Cells are empty if there are less than 10 respondents.

Heavy drug use was calculated based on pattern of combined current drug use on three or more days (marijuana, inhalants, prescription pain medicine to get “high” (high school only), or any other illegal drug/pill to get “high”). na—Not asked of middle school students.

Table A6.6***Frequency of Current AOD Use, Past 30 Days***

	Grade 7 %	Grade 9 %	Grade 11 %	NT %
Alcohol (one or more drinks)				
0 days	95	78	84	—
1 or 2 days	4	18	11	—
3 to 9 days	1	1	5	—
10 to 19 days	0	1	0	—
20 to 30 days	0	1	0	—
Binge drinking (5 or more drinks in a row)				
0 days	99	91	89	—
1 or 2 days	0	7	8	—
3 to 9 days	1	1	3	—
10 to 19 days	0	1	0	—
20 to 30 days	0	1	0	—
Marijuana (smoke, vape, eat, or drink)				
0 days	97	87	89	—
1 or 2 days	2	7	4	—
3 to 9 days	1	3	1	—
10 to 19 days	0	2	4	—
20 to 30 days	0	1	2	—

Question HS A.73-75/MS A.66-68: During the past 30 days, on how many days did you use... one or more drinks of alcohol?... five or more drinks of alcohol in a row, that is, within a couple of hours?... marijuana (smoke, vape, eat, or drink)?

Note: Cells are empty if there are less than 10 respondents.

Table A6.7

Lifetime Drunk or “High”

	Grade 7 %	Grade 9 %	Grade 11 %	NT %
Very drunk or sick after drinking alcohol				
0 times	98	80	77	–
1 to 2 times	1	14	13	–
3 to 6 times	0	3	5	–
7 or more times	1	3	5	–
“High” (loaded, stoned, or wasted) from using drugs				
0 times	98	81	74	–
1 to 2 times	2	9	9	–
3 to 6 times	0	5	7	–
7 or more times	0	5	10	–
<i>Very drunk or “high” 7 or more times</i>	1	5	13	–

Question HS A.64, 65/MS A.57, 58: During your life, how many times have you been... very drunk or sick after drinking alcohol?... “high” (loaded, stoned, or wasted) from using drugs?

Note: Cells are empty if there are less than 10 respondents.

Table A6.8

Current AOD Use on School Property, Past 30 Days

	Grade 7 %	Grade 9 %	Grade 11 %	NT %
Alcohol				
0 days	98	93	98	–
1 to 2 days	2	5	2	–
3 or more days	0	2	0	–
Marijuana (smoke, vape, eat, or drink)				
0 days	100	96	96	–
1 to 2 days	0	2	2	–
3 or more days	0	2	1	–
Any other drug, pill, or medicine to get “high” or for reasons other than medical				
0 days	100	99	100	–
1 to 2 days	0	1	0	–
3 or more days	0	1	0	–
<i>Any of the above</i>	2	8	6	–

Question HS A.83-85/MS A.74-76: During the past 30 days, on how many days on school property did you... have at least one drink of alcohol?... use marijuana (smoke, vape, eat, or drink)?... use any other drug, pill, or medicine to get “high” or for reasons other than medical?

Note: Cells are empty if there are less than 10 respondents.

Table A6.9

Lifetime Drunk or “High” on School Property

	Grade 7 %	Grade 9 %	Grade 11 %	NT %
0 times	100	94	87	–
1 to 2 times	0	4	4	–
3 to 6 times	0	1	4	–
7 or more times	0	1	5	–

Question HS A.66/MS A.59: During your life, how many times have you been... drunk on alcohol or “high” on drugs on school property?

Note: Cells are empty if there are less than 10 respondents.

Table A6.10

Cessation Attempts

	Grade 7 %	Grade 9 %	Grade 11 %	NT %
Alcohol				
Does not apply, don't use	na	80	79	—
0 times	na	15	18	—
1 time	na	3	1	—
2 to 3 times	na	1	1	—
4 or more times	na	1	1	—
Marijuana				
Does not apply, don't use	na	86	79	—
0 times	na	10	13	—
1 time	na	2	3	—
2 to 3 times	na	0	2	—
4 or more times	na	2	2	—

Question HS A.101, 102: How many times have you tried to quit or stop using... alcohol?... marijuana?

Notes: Cells are empty if there are less than 10 respondents.

na—Not asked of middle school students.

Table A6.11

Drinking While Driving, Lifetime

	Grade 7 %	Grade 9 %	Grade 11 %	NT %
Driven a car when you had been using alcohol or drugs, or been in a car driven by a friend who had been using				
Never	na	87	84	—
1 time	na	5	6	—
2 times	na	6	3	—
3 to 6 times	na	1	2	—
7 or more times	na	2	5	—
Have ridden in a car driven by someone who had been using alcohol or drugs				
Never	67	na	na	na
1 time	11	na	na	na
2 times	7	na	na	na
3 to 6 times	7	na	na	na
7 or more times	9	na	na	na

Question HS A.104/MS A.91: During your life, how many times have you ever driven a car when you had been using alcohol or drugs, or been in a car driven by a friend when he or she had been using?... During your life, how many times have you ridden in a car driven by someone who had been using alcohol or drugs?

Notes: Cells are empty if there are less than 10 respondents.

na—Not asked of middle/high school students.

Table A6.12

Perceived Harm of AOD Use

	Grade 7 %	Grade 9 %	Grade 11 %	NT %
Alcohol - drink occasionally				
Great	26	27	25	—
Moderate	17	29	28	—
Slight	14	20	27	—
None	44	24	20	—
Alcohol - 5 or more drinks once or twice a week				
Great	32	44	54	—
Moderate	17	29	20	—
Slight	6	8	7	—
None	46	18	18	—
Marijuana - use occasionally				
Great	37	34	31	—
Moderate	10	35	24	—
Slight	6	9	17	—
None	46	22	27	—
Marijuana - use daily				
Great	43	52	52	—
Moderate	6	22	14	—
Slight	5	6	9	—
None	47	20	25	—

Question HS A.91-94/MS A.82-85: How much do people risk harming themselves physically and in other ways when they do the following?... Drink alcohol (beer, wine, liquor) occasionally... Have five or more drinks of alcohol once or twice a week... Use marijuana occasionally (smoke, vape, eat, or drink) ... Use marijuana daily.

Note: Cells are empty if there are less than 10 respondents.

Table A6.13***Perceived Difficulty of Obtaining Alcohol and Marijuana***

	Grade 7 %	Grade 9 %	Grade 11 %	NT %
Alcohol				
Very difficult	20	9	5	—
Fairly difficult	7	8	10	—
Fairly easy	11	21	26	—
Very easy	10	41	44	—
Don't know	52	22	15	—
Marijuana				
Very difficult	18	8	4	—
Fairly difficult	9	12	9	—
Fairly easy	7	23	19	—
Very easy	10	32	51	—
Don't know	56	25	18	—

Question HS A.97, 98/MS A.88, 89: How difficult is it for students in your grade to get any of the following if they really want them?... Alcohol... Marijuana.

Note: Cells are empty if there are less than 10 respondents.

9. Alcohol and Other Drug Use

Table A9.1

Summary Measures of Level of AOD Use and Perceptions

	Grade 7 %	Grade 9 %	Grade 11 %	NT %	Table
Lifetime illicit AOD use to get “high” [^]	14	34	52	–	A9.2
Lifetime alcohol or drug use	14	36	54	–	A9.2
Lifetime marijuana use	5	12	37	–	A9.2
Lifetime very drunk or high (7 or more times)	1	4	15	–	A9.7
Lifetime drinking and driving involvement	35	10	14	–	A9.11
Current alcohol or drug use [¶]	7	13	27	–	A9.5
Current marijuana use [¶]	2	7	19	–	A9.5
Current heavy drug use [¶]	0	4	11	–	A9.5
Current heavy alcohol use (binge drinking) [¶]	3	4	11	–	A9.5
Current alcohol or drug use on school property ^{¶ψ}	4	5	10	–	A9.8
Harmfulness of occasional marijuana use ^{BΦ}	43	30	17	–	A9.12
Difficulty of obtaining marijuana ^{CΦ}	20	7	7	–	A9.13

Notes: Cells are empty if there are less than 10 respondents.

[^]*Excludes prescription pain medication, tranquilizers or sedatives, diet pills, and prescription stimulant.*

[¶]*Past 30 days.*

^ψ*In-School Models only.*

^Φ*In-School and Hybrid Models only.*

^B*Great harm.*

^C*Very difficult.*

Table A9.2***Summary of AOD Lifetime Use***

	Grade 7 %	Grade 9 %	Grade 11 %	NT %
Alcohol	13	26	45	—
Marijuana	5	12	37	—
Inhalants	1	5	1	—
Cocaine, methamphetamine, or any amphetamines	na	1	4	—
Heroin	na	1	0	—
Ecstasy, LSD, or other psychedelics	na	3	4	—
Prescription pain medication (opioids)	na	4	5	—
Tranquilizers or sedatives	na	3	3	—
Diet pills or other prescription stimulant	na	5	5	—
Cold/cough medicines or other over-the-counter medicines to get “high”	na	9	4	—
Any other drug, pill, or medicine to get “high”	2	6	2	—
<i>Any of the above AOD use</i>	14	36	54	—
<i>Any illicit AOD use to get “high”[^]</i>	14	34	52	—

Notes: Cells are empty if there are less than 10 respondents.

[^]*Excludes prescription pain medication, tranquilizers or sedatives, diet pills, and prescription stimulant.*

na—Not asked of middle school students.

Table A9.3
Lifetime AOD Use

	Grade 7 %	Grade 9 %	Grade 11 %	NT %
Alcohol (one full drink)				
0 times	87	74	55	—
1 time	4	10	7	—
2 to 3 times	6	6	10	—
4 or more times	3	11	28	—
Marijuana (smoke, vape, eat, or drink)				
0 times	95	88	63	—
1 time	2	4	10	—
2 to 3 times	1	4	7	—
4 or more times	2	3	20	—
Inhalants				
0 times	99	95	99	—
1 time	0	2	1	—
2 to 3 times	0	2	0	—
4 or more times	1	1	0	—
Cocaine, methamphetamine, or any amphetamines				
0 times	na	99	96	—
1 time	na	0	2	—
2 to 3 times	na	1	1	—
4 or more times	na	0	2	—
Heroin				
0 times	na	99	100	—
1 time	na	1	0	—
2 to 3 times	na	0	0	—
4 or more times	na	0	0	—
Ecstasy, LSD, or other psychedelics				
0 times	na	97	96	—
1 time	na	2	0	—
2 to 3 times	na	1	3	—
4 or more times	na	0	1	—

Question HS A.74-77, 79, 80/MS A.75-77: During your life, how many times have you used the following? One full drink of alcohol (such as a can of beer, glass of wine, wine cooler, or shot of liquor)... Marijuana (smoke, vape, eat, or drink)... Inhalants (things you sniff, huff, or breathe to get “high” such as glue, paint, aerosol sprays, gasoline, poppers, gases)... Cocaine, methamphetamine, or any amphetamines (meth, speed, crystal, crank, ice)... Heroin... Ecstasy, LSD, or other psychedelics (acid, mescaline, peyote, mushrooms).

Notes: Cells are empty if there are less than 10 respondents.

na—Not asked of middle school students.

Table A9.3

Lifetime AOD Use – Continued

	Grade 7 %	Grade 9 %	Grade 11 %	NT %
Prescription pain medication				
0 times	na	96	95	–
1 time	na	3	1	–
2 to 3 times	na	1	2	–
4 or more times	na	1	2	–
Tranquilizers or sedatives				
0 times	na	97	97	–
1 time	na	1	2	–
2 to 3 times	na	1	0	–
4 or more times	na	1	2	–
Diet pills				
0 times	na	97	97	–
1 time	na	1	0	–
2 to 3 times	na	1	0	–
4 or more times	na	2	3	–
Ritalin or Adderall or other prescription stimulant				
0 times	na	96	97	–
1 time	na	0	1	–
2 to 3 times	na	1	0	–
4 or more times	na	3	2	–
Cold/cough medicines or other over-the-counter medicines to get “high”				
0 times	na	91	96	–
1 time	na	2	1	–
2 to 3 times	na	2	1	–
4 or more times	na	4	2	–

Question HS A.81-85: During your life, how many times have you used the following?... Prescription pain medication (Vicodin, OxyContin, Percodan, Fentanyl)... Tranquilizers or sedatives (Xanax, Klonopin, Ativan, Valium)... Diet pills (Didrex, Dexedrine, Xenadrine, Skittles, M&M’s)... Ritalin or Adderall or other prescription stimulant... Cold/cough medicines or other over-the-counter medicines to get “high.”

Notes: Cells are empty if there are less than 10 respondents.

na—Not asked of middle school students.

Table A9.3

Lifetime AOD Use – Continued

	Grade 7 %	Grade 9 %	Grade 11 %	NT %
Any other drug, pill, or medicine to get “high” or for reasons other than medical				
0 times	98	94	98	–
1 time	1	2	0	–
2 to 3 times	0	2	0	–
4 or more times	1	2	2	–

Question HS A.86/MS A.79: During your life, how many times have you used the following?... Any other drug, pill, or medicine to get “high” or for reasons other than medical.

Note: Cells are empty if there are less than 10 respondents.

Table A9.4
Methods of Marijuana Consumption

	Grade 7 %	Grade 9 %	Grade 11 %	NT %
<i>During your life, how many times have you used marijuana in any of the following ways...</i>				
Smoke it?				
0 times	96	92	68	–
1 time	2	4	9	–
2 to 3 times	1	1	4	–
4 or more times	2	3	19	–
In a vaping device?				
0 times	95	87	69	–
1 time	2	4	9	–
2 to 3 times	0	4	6	–
4 or more times	2	5	16	–
Eat or drink it in products made with marijuana?				
0 times	98	94	71	–
1 time	2	2	10	–
2 to 3 times	0	2	7	–
4 or more times	1	3	12	–

Question HS A.90-92/MS A.83-85: During your life, how many times have you used marijuana in any of the following ways... Smoke it?... In a vaping device (vape pens, mods, portable vaporizers)?... Eat or drink it in products made with marijuana?

Note: Cells are empty if there are less than 10 respondents.

Table A9.5
Current AOD Use, Past 30 Days

	Grade 7	Grade 9	Grade 11	NT
	%	%	%	%
Alcohol (one or more drinks of alcohol)	5	11	20	–
Binge drinking (5 or more drinks in a row)	3	4	11	–
Marijuana (smoke, vape, eat, or drink)	2	7	19	–
Inhalants	0	3	0	–
Prescription drugs to get “high” or for reasons other than prescribed	na	2	1	–
Other drug, pill, or medicine to get “high” or for reasons other than medical	2	2	1	–
<i>Any drug use</i>	3	9	19	–
<i>Heavy drug use</i>	0	4	11	–
<i>Any AOD Use</i>	7	13	27	–
Two or more substances at the same time	na	2	4	–

Question HS A.96-102/MS A.89-93: During the past 30 days, on how many days did you use... one or more drinks of alcohol?... five or more drinks of alcohol in a row, that is, within a couple of hours?... marijuana (smoke, vape, eat, or drink)?... inhalants (things you sniff, huff, or breathe to get “high”)?... prescription drugs to get “high” or for reasons other than prescribed?... any other drug, pill, or medicine to get “high” or for reasons other than medical?... two or more substances at the same time (for example, alcohol with marijuana, ecstasy with mushrooms)?

Notes: Cells are empty if there are less than 10 respondents.

Heavy drug use was calculated based on pattern of combined current drug use on three or more days (marijuana, inhalants, prescription pain medicine to get “high” (high school only), or any other illegal drug/pill to get “high”). na—Not asked of middle school students.

Table A9.6***Frequency of Current AOD Use, Past 30 Days***

	Grade 7 %	Grade 9 %	Grade 11 %	NT %
Alcohol (one or more drinks)				
0 days	95	89	80	–
1 or 2 days	3	7	13	–
3 to 9 days	1	2	5	–
10 to 19 days	1	1	1	–
20 to 30 days	1	0	2	–
Binge drinking (5 or more drinks in a row)				
0 days	97	96	89	–
1 or 2 days	1	3	6	–
3 to 9 days	1	1	2	–
10 to 19 days	0	1	2	–
20 to 30 days	1	0	2	–
Marijuana (smoke, vape, eat, or drink)				
0 days	98	93	81	–
1 or 2 days	2	3	9	–
3 to 9 days	0	2	2	–
10 to 19 days	0	1	2	–
20 to 30 days	0	1	7	–

Question HS A.96-98/MS A.89-91: During the past 30 days, on how many days did you use... one or more drinks of alcohol?... five or more drinks of alcohol in a row, that is, within a couple of hours?... marijuana (smoke, vape, eat, or drink)?

Note: Cells are empty if there are less than 10 respondents.

Table A9.7
Lifetime Drunk or “High”

	Grade 7 %	Grade 9 %	Grade 11 %	NT %
Very drunk or sick after drinking alcohol				
0 times	94	90	73	—
1 to 2 times	5	6	13	—
3 to 6 times	0	4	8	—
7 or more times	1	0	7	—
“High” (loaded, stoned, or wasted) from using drugs				
0 times	96	92	73	—
1 to 2 times	2	4	9	—
3 to 6 times	2	1	4	—
7 or more times	0	4	14	—
<i>Very drunk or “high” 7 or more times</i>	1	4	15	—

Question HS A.87, 88/MS A.80, 81: During your life, how many times have you been... very drunk or sick after drinking alcohol?... “high” (loaded, stoned, or wasted) from using drugs?

Note: Cells are empty if there are less than 10 respondents.

Table A9.8

Current AOD Use on School Property, Past 30 Days (In-School Only)

	Grade 7 %	Grade 9 %	Grade 11 %	NT %
Alcohol				
0 days	97	96	94	–
1 to 2 days	2	1	4	–
3 or more days	1	3	2	–
Marijuana (smoke, vape, eat, or drink)				
0 days	99	96	90	–
1 to 2 days	1	1	4	–
3 or more days	0	3	6	–
Any other drug, pill, or medicine to get “high” or for reasons other than medical				
0 days	99	100	100	–
1 to 2 days	1	0	0	–
3 or more days	0	0	0	–
<i>Any of the above</i>	4	5	10	–

Question HS A.106-108/MS A.97-99: During the past 30 days, on how many days on school property did you... have at least one drink of alcohol?... use marijuana (smoke, vape, eat, or drink)?... use any other drug, pill, or medicine to get “high” or for reasons other than medical?

Note: Cells are empty if there are less than 10 respondents.

Table A9.9

Lifetime Drunk or “High” on School Property

	Grade 7 %	Grade 9 %	Grade 11 %	NT %
0 times	99	98	89	–
1 to 2 times	1	1	4	–
3 to 6 times	0	1	2	–
7 or more times	0	1	5	–

Question HS A.89/MS A.82: During your life, how many times have you been... drunk on alcohol or “high” on drugs on school property?

Note: Cells are empty if there are less than 10 respondents.

Table A9.10

Cessation Attempts (In-School and Hybrid Only)

	Grade 7 %	Grade 9 %	Grade 11 %	NT %
Alcohol				
Does not apply, don't use	na	87	76	—
0 times	na	9	19	—
1 time	na	2	3	—
2 to 3 times	na	2	2	—
4 or more times	na	1	0	—
Marijuana				
Does not apply, don't use	na	92	73	—
0 times	na	3	17	—
1 time	na	2	3	—
2 to 3 times	na	3	2	—
4 or more times	na	1	5	—

Question HS A.124, 125: How many times have you tried to quit or stop using... alcohol?... marijuana?

Notes: Cells are empty if there are less than 10 respondents.

na—Not asked of middle school students.

Table A9.11

Drinking While Driving, Lifetime

	Grade 7 %	Grade 9 %	Grade 11 %	NT %
Driven a car when you had been using alcohol or drugs, or been in a car driven by a friend who had been using				
Never	na	90	86	—
1 time	na	2	5	—
2 times	na	2	1	—
3 to 6 times	na	1	3	—
7 or more times	na	4	6	—
Have ridden in a car driven by someone who had been using alcohol or drugs				
Never	65	na	na	na
1 time	13	na	na	na
2 times	5	na	na	na
3 to 6 times	6	na	na	na
7 or more times	11	na	na	na

Question HS A.127/MS A.114: During your life, how many times have you ever driven a car when you had been using alcohol or drugs, or been in a car driven by a friend when he or she had been using?... During your life, how many times have you ridden in a car driven by someone who had been using alcohol or drugs?

Notes: Cells are empty if there are less than 10 respondents.

na—Not asked of middle/high school students.

Table A9.12

Perceived Harm of AOD Use (In-School and Hybrid Only)

	Grade 7 %	Grade 9 %	Grade 11 %	NT %
Alcohol - drink occasionally				
Great	27	22	15	–
Moderate	23	29	25	–
Slight	20	28	34	–
None	30	22	25	–
Alcohol - 5 or more drinks once or twice a week				
Great	39	39	36	–
Moderate	21	29	34	–
Slight	7	11	14	–
None	34	21	17	–
Marijuana - use occasionally				
Great	43	30	17	–
Moderate	16	29	29	–
Slight	8	20	19	–
None	33	21	36	–
Marijuana - use daily				
Great	61	52	43	–
Moderate	3	22	16	–
Slight	2	5	17	–
None	34	22	24	–

Question HS A.114-117/MS A.105-108: How much do people risk harming themselves physically and in other ways when they do the following?... Drink alcohol (beer, wine, liquor) occasionally... Have five or more drinks of alcohol once or twice a week... Use marijuana occasionally (smoke, vape, eat, or drink) ... Use marijuana daily. Note: Cells are empty if there are less than 10 respondents.

Table A9.13***Perceived Difficulty of Obtaining Alcohol and Marijuana (In-School and Hybrid Only)***

	Grade 7 %	Grade 9 %	Grade 11 %	NT %
Alcohol				
Very difficult	12	8	8	–
Fairly difficult	8	9	7	–
Fairly easy	15	21	22	–
Very easy	12	36	44	–
Don't know	53	26	19	–
Marijuana				
Very difficult	20	7	7	–
Fairly difficult	3	8	7	–
Fairly easy	12	20	24	–
Very easy	6	34	36	–
Don't know	59	31	27	–

Question HS A.120, 121/MS A.111, 112: How difficult is it for students in your grade to get any of the following if they really want them?... Alcohol... Marijuana.

Note: Cells are empty if there are less than 10 respondents.

9. Alcohol and Other Drug Use

Table A9.1

Summary Measures of Level of AOD Use and Perceptions

	Grade 7 %	Grade 9 %	Grade 11 %	NT %	Table
Lifetime illicit AOD use to get “high” [^]	19	26	58	–	A9.2
Lifetime alcohol or drug use	19	27	58	–	A9.2
Lifetime marijuana use	5	8	29	–	A9.2
Lifetime very drunk or high (7 or more times)	1	3	12	–	A9.7
Current alcohol or drug use [¶]	8	13	33	–	A9.5
Current marijuana use [¶]	2	4	15	–	A9.5
Current heavy drug use [¶]	2	4	10	–	A9.5
Current heavy alcohol use (binge drinking) [¶]	2	7	13	–	A9.5
Current alcohol or drug use on school property ^{¶Φ}	6	5	7	–	A9.8
Harmfulness of occasional marijuana use ^{BΦ}	23	33	42	–	A9.11
Difficulty of obtaining marijuana ^{CΦ}	17	16	7	–	A9.12

Notes: Cells are empty if there are less than 10 respondents.

[^]*Excludes prescription pain medication.*

[¶]*Past 30 days.*

^Φ*In-School only.*

^B*Great harm.*

^C*Very difficult.*

Table A9.2***Summary of AOD Lifetime Use***

	Grade 7 %	Grade 9 %	Grade 11 %	NT %
Alcohol	13	21	54	—
Marijuana	5	8	29	—
Inhalants	2	5	5	—
Cocaine, methamphetamine, or any amphetamines	na	2	4	—
Ecstasy, LSD, or other psychedelics	na	3	5	—
Prescription pain medication (opioids)	na	7	7	—
Cold/cough medicines or other over-the-counter medicines to get “high”	na	9	12	—
Any other drug, pill, or medicine to get “high”	3	5	7	—
<i>Any of the above AOD use</i>	19	27	58	—
<i>Any illicit AOD use to get “high”[^]</i>	19	26	58	—

Notes: Cells are empty if there are less than 10 respondents.

[^]Excludes prescription pain medication, tranquilizers or sedatives, diet pills, and prescription stimulant.

na—Not asked of middle school students.

Table A9.3
Lifetime AOD Use

	Grade 7 %	Grade 9 %	Grade 11 %	NT %
Alcohol (one full drink)				
0 times	87	79	46	—
1 time	7	5	9	—
2 to 3 times	3	5	8	—
4 or more times	2	11	36	—
Marijuana (smoke, vape, eat, or drink)				
0 times	95	92	71	—
1 time	3	3	6	—
2 to 3 times	0	1	5	—
4 or more times	2	4	18	—
Inhalants				
0 times	98	95	95	—
1 time	1	2	3	—
2 to 3 times	0	2	1	—
4 or more times	1	1	1	—
Cocaine, methamphetamine, or any amphetamines				
0 times	na	98	96	—
1 time	na	1	4	—
2 to 3 times	na	1	0	—
4 or more times	na	0	0	—
Ecstasy, LSD, or other psychedelics				
0 times	na	97	95	—
1 time	na	2	3	—
2 to 3 times	na	1	2	—
4 or more times	na	0	0	—
Prescription pain medication				
0 times	na	93	93	—
1 time	na	5	3	—
2 to 3 times	na	1	1	—
4 or more times	na	1	3	—

Question HS A.72-75, 77, 78/MS A.73-75: During your life, how many times have you used the following? One full drink of alcohol (such as a can of beer, glass of wine, wine cooler, or shot of liquor)... Marijuana (smoke, vape, eat, or drink)... Inhalants (things you sniff, huff, or breathe to get “high” such as glue, paint, aerosol sprays, gasoline, poppers, gases)... Cocaine, methamphetamine, or any amphetamines (meth, speed, crystal, crank, ice)... Ecstasy, LSD, or other psychedelics (acid, mescaline, peyote, mushrooms)... Prescription pain medication (Vicodin, OxyContin, Percodan, Fentanyl).

*Notes: Cells are empty if there are less than 10 respondents.
na—Not asked of middle school students.*

Table A9.3

Lifetime AOD Use – Continued

	Grade 7 %	Grade 9 %	Grade 11 %	NT %
Cold/cough medicines or other over-the-counter medicines to get “high”				
0 times	na	91	88	–
1 time	na	4	6	–
2 to 3 times	na	4	2	–
4 or more times	na	1	5	–
Any other drug, pill, or medicine to get “high” or for reasons other than medical				
0 times	97	95	93	–
1 time	2	2	2	–
2 to 3 times	1	2	2	–
4 or more times	1	1	3	–

Question HS A.79, 80/MS A.77: During your life, how many times have you used the following?... Cold/cough medicines or other over-the-counter medicines to get “high...” Any other drug, pill, or medicine to get “high” or for reasons other than medical.

Notes: Cells are empty if there are less than 10 respondents.

na—Not asked of middle school students.

Table A9.4
Methods of Marijuana Consumption

	Grade 7 %	Grade 9 %	Grade 11 %	NT %
<i>During your life, how many times have you used marijuana in any of the following ways...</i>				
Smoke it?				
0 times	97	94	83	—
1 time	2	1	3	—
2 to 3 times	0	1	1	—
4 or more times	2	4	13	—
In a vaping device?				
0 times	96	95	82	—
1 time	2	2	1	—
2 to 3 times	0	0	2	—
4 or more times	2	3	15	—
Eat or drink it in products made with marijuana?				
0 times	98	95	78	—
1 time	0	1	6	—
2 to 3 times	2	1	3	—
4 or more times	0	4	13	—

Question HS A.84-86/MS A.81-83: During your life, how many times have you used marijuana in any of the following ways... Smoke it?... In a vaping device (vape pens, mods, portable vaporizers)?... Eat or drink it in products made with marijuana?

Note: Cells are empty if there are less than 10 respondents.

Table A9.5

Current AOD Use, Past 30 Days

	Grade 7 %	Grade 9 %	Grade 11 %	NT %
Alcohol (one or more drinks of alcohol)	6	10	26	–
Binge drinking (5 or more drinks in a row)	2	7	13	–
Marijuana (smoke, vape, eat, or drink)	2	4	15	–
Inhalants	1	1	3	–
Prescription drugs to get “high” or for reasons other than prescribed	na	1	2	–
Other drug, pill, or medicine to get “high” or for reasons other than medical	2	2	5	–
<i>Any drug use</i>	4	5	17	–
<i>Heavy drug use</i>	2	4	10	–
<i>Any AOD Use</i>	8	13	33	–
Two or more substances at the same time	na	2	6	–

Question HS A.90-96/MS A.87-91: During the past 30 days, on how many days did you use... one or more drinks of alcohol?... five or more drinks of alcohol in a row, that is, within a couple of hours?... marijuana (smoke, vape, eat, or drink)?... inhalants (things you sniff, huff, or breathe to get “high”)?... prescription drugs to get “high” or for reasons other than prescribed?... any other drug, pill, or medicine to get “high” or for reasons other than medical?... two or more substances at the same time (for example, alcohol with marijuana, ecstasy with mushrooms)?

Notes: Cells are empty if there are less than 10 respondents.

Heavy drug use was calculated based on pattern of combined current drug use on three or more days (marijuana, inhalants, prescription pain medicine to get “high” (high school only), or any other illegal drug/pill to get “high”). na—Not asked of middle school students.

Table A9.6***Frequency of Current AOD Use, Past 30 Days***

	Grade 7 %	Grade 9 %	Grade 11 %	NT %
Alcohol (one or more drinks)				
0 days	94	90	74	—
1 or 2 days	5	6	14	—
3 to 9 days	0	2	7	—
10 to 19 days	0	1	3	—
20 to 30 days	1	1	2	—
Binge drinking (5 or more drinks in a row)				
0 days	98	93	87	—
1 or 2 days	1	5	6	—
3 to 9 days	0	1	4	—
10 to 19 days	0	1	2	—
20 to 30 days	1	1	2	—
Marijuana (smoke, vape, eat, or drink)				
0 days	98	96	85	—
1 or 2 days	2	1	7	—
3 to 9 days	0	1	6	—
10 to 19 days	0	1	1	—
20 to 30 days	1	2	2	—

Question HS A.90-92/MS A.87-89: During the past 30 days, on how many days did you use... one or more drinks of alcohol?... five or more drinks of alcohol in a row, that is, within a couple of hours?... marijuana (smoke, vape, eat, or drink)?

Note: Cells are empty if there are less than 10 respondents.

Table A9.7

Lifetime Drunk or “High”

	Grade 7 %	Grade 9 %	Grade 11 %	NT %
Very drunk or sick after drinking alcohol				
0 times	97	91	71	–
1 to 2 times	2	4	17	–
3 to 6 times	0	4	6	–
7 or more times	1	1	6	–
“High” (loaded, stoned, or wasted) from using drugs				
0 times	97	94	74	–
1 to 2 times	2	1	10	–
3 to 6 times	0	3	4	–
7 or more times	1	2	11	–
<i>Very drunk or “high” 7 or more times</i>	1	3	12	–

Question HS A.81, 82/MS A.78, 79: During your life, how many times have you been... very drunk or sick after drinking alcohol?... “high” (loaded, stoned, or wasted) from using drugs?

Note: Cells are empty if there are less than 10 respondents.

Table A9.8***Current AOD Use on School Property, Past 30 Days (In-School Only)***

	Grade 7 %	Grade 9 %	Grade 11 %	NT %
Alcohol				
0 days	97	95	96	—
1 to 2 days	3	3	3	—
3 or more days	1	2	1	—
Marijuana (smoke, vape, eat, or drink)				
0 days	98	99	97	—
1 to 2 days	1	0	2	—
3 or more days	1	1	1	—
Any other drug, pill, or medicine to get “high” or for reasons other than medical				
0 days	99	99	97	—
1 to 2 days	1	0	2	—
3 or more days	0	1	1	—
<i>Any of the above</i>	6	5	7	—

Question HS A.100-102/MS A.95-97: During the past 30 days, on how many days on school property did you... have at least one drink of alcohol?... use marijuana (smoke, vape, eat, or drink)?... use any other drug, pill, or medicine to get “high” or for reasons other than medical?

Note: Cells are empty if there are less than 10 respondents.

Table A9.9***Lifetime Drunk or “High” on School Property***

	Grade 7 %	Grade 9 %	Grade 11 %	NT %
0 times	98	96	89	—
1 to 2 times	2	1	5	—
3 to 6 times	0	1	3	—
7 or more times	0	1	4	—

Question HS A.83/MS A.80: During your life, how many times have you been... drunk on alcohol or “high” on drugs on school property?

Note: Cells are empty if there are less than 10 respondents.

Table A9.10
Cessation Attempts (In-School Only)

	Grade 7 %	Grade 9 %	Grade 11 %	NT %
Alcohol				
Does not apply, don't use	na	93	73	—
0 times	na	6	18	—
1 time	na	0	5	—
2 to 3 times	na	1	3	—
4 or more times	na	0	2	—
Marijuana				
Does not apply, don't use	na	95	82	—
0 times	na	2	11	—
1 time	na	1	3	—
2 to 3 times	na	1	2	—
4 or more times	na	1	2	—

Question HS A.118, 119: How many times have you tried to quit or stop using... alcohol?... marijuana?

Notes: Cells are empty if there are less than 10 respondents.

na—Not asked of middle school students.

Table A9.11

Perceived Harm of AOD Use

	Grade 7 %	Grade 9 %	Grade 11 %	NT %
Alcohol - drink occasionally				
Great	20	26	36	—
Moderate	24	23	21	—
Slight	26	25	24	—
None	30	26	18	—
Alcohol - 5 or more drinks once or twice a week				
Great	27	45	45	—
Moderate	34	23	24	—
Slight	8	7	19	—
None	31	25	12	—
Marijuana - use occasionally				
Great	23	33	42	—
Moderate	32	25	17	—
Slight	15	12	21	—
None	30	30	20	—
Marijuana - use daily				
Great	50	52	48	—
Moderate	15	15	21	—
Slight	7	4	14	—
None	29	28	17	—

Question HS A.108-111/MS A.103-106: How much do people risk harming themselves physically and in other ways when they do the following?... Drink alcohol (beer, wine, liquor) occasionally... Have five or more drinks of alcohol once or twice a week... Use marijuana occasionally (smoke, vape, eat, or drink) ... Use marijuana daily. Note: Cells are empty if there are less than 10 respondents.

Table A9.12

Perceived Difficulty of Obtaining Alcohol, Marijuana, and Prescription Drugs to Get “High”

	Grade 7 %	Grade 9 %	Grade 11 %	NT %
Alcohol				
Very difficult	14	12	6	–
Fairly difficult	6	14	10	–
Fairly easy	16	22	20	–
Very easy	17	27	46	–
Don’t know	48	25	18	–
Marijuana				
Very difficult	17	16	7	–
Fairly difficult	9	15	5	–
Fairly easy	8	22	20	–
Very easy	8	20	49	–
Don’t know	58	27	20	–
Prescription drugs to get “high” or for reasons other than prescribed				
Very difficult	18	17	7	–
Fairly difficult	11	15	11	–
Fairly easy	10	16	22	–
Very easy	9	19	24	–
Don’t know	52	33	36	–

Question HS A.114-116/MS A.109-111: How difficult is it for students in your grade to get any of the following if they really want them?... Alcohol... Marijuana... Prescription drugs to get “high” or for reasons other than prescribed.

Note: Cells are empty if there are less than 10 respondents.

CITY OF ORLAND
ECONOMIC DEVELOPMENT COMMISSION MEETING
September 13, 2022

1. CALL TO ORDER

The meeting was called to order by Chairperson Lane at 6:00 pm.

2. PLEDGE OF ALLEGIANCE – led by Chairperson Lane.

3. ROLL CALL

Present: Ron Lane, David Allee, Russell Pierce, and Mathew Romano

Absent: None

Councilmembers: Jeff Tolley

Staff: Rebecca Pendergrass, Scott Friend (Zoom)

4. ORAL AND WRITTEN COMMUNICATIONS

None

5. CONSENT CALENDAR

A. Compliance with AB361

Moved by Commissioner Romano, seconded by Commissioner Pierce, motion carried to approve the consent calendar as presented. 4-0-0-0 Ayes
Commissioners Pierce, Lane, Allee and Romano; Noes: None; Abstain: None;
Absent: None. Motion carried.

6. ITEMS FOR DISCUSSION OR ACTION

A. Annexation of Westside I-5, CR15 to CR16 – (Discussion) Scott Friend, City Planner; Rebecca Pendergrass, Assistant City Manager

City Planner Scott Friend gave an overview of the annexation process. Mr. Friend explained that any new annexation will be pre-zoned according to the City's General Plan in order to be brought into the city limits. A California Environmental Quality Act (CEQA) study would be required to change the zoning.

Commission Romano and Pierce asked what options were available to the City to make a project in the area west of I-5 from CR15 to CR16 more enticing to developers. City Planner Friend explained that annexation requires a willing property owner and funding to pay for the annexation. The Commission agreed that the annexation of the previously listed area should be a priority for the City.

Moved by Commissioner Romano, seconded by Commissioner Pierce, motion carried to recommend to City Council that they review and consider taking the necessary steps to annex the property between CR15 and CR16 from I-5 to CR H. 4-0-0-0 Ayes Commissioners Pierce, Lane, Romano and Allee; Noes: None; Abstain: None; Absent: None. Motion carried.

B. Downtown Directional Signs – (Discussion/Actions) Rebecca Pendergrass, Assistant City Manager

Assistant City Manager Pendergrass provided the Commission with an overview of the downtown directional sign program. The program is open to all downtown businesses that wish to participate so long as they pay the annual \$100 subscription. Ms. Pendergrass stated that the number of program participants has dwindled significantly over the last several years.

The Commission discussed different ways the program may be amended in order to make it successful once again. After continued discussion the Commission agreed that with competing signage and lack of participation it would be best to end the program for the time being. The Commission believes that the best time to revisit this program would be once the Streetscapes project is in motion.

Moved by Commissioner Pierce, seconded by Chairperson Lane, motion carried to recommend to City Council to sunset the Downtown Directional Sign Program. 4-0-0-0 Ayes Commissioners Allee, Romano, Pierce and Lane; Noes: None; Abstain: None; Absent: None. Motion carried.

7. STAFF REPORTS

A. Updates on Economic Development Projects – (Discussion) Rebecca Pendergrass, Assistant City Manager

a. Community “shop local” gift cards

Assistant City Manager Pendergrass informed the Commission of a new program being launched where consumers can purchase a gift card that can be used at participating, locally owned businesses and receive a bonus gift card. The planned launch day of the program is set for November 1, 2022. The Commission was asked for recommendations on how to structure the program.

Moved by Commissioner Allee, seconded by Chairperson Lane, motion carried to recommend to City Council that there be a 100% match on the buy one get one bonus card. 4-0-0-0 Ayes Commissioners Romano, Pierce, Allee and Lane; Noes: None; Abstain: None; Absent: None. Motion carried.

Moved by Commissioner Allee, seconded by Commissioner Romano, motion carried to recommend to City Council to only open the program to locally owned businesses that sell products or services. 4-0-0-0 Ayes Commissioners Allee, Lane, Pierce and Romano; Noes: None; Abstain: None; Absent: None. Motion carried.

Moved by Chairperson Lane, seconded by Commissioner Romano, motion carried to recommend to City Council to set the minimum and maximum purchase price of \$50 to \$250 with set increments of \$50. 4-0-0-0 Ayes Commissioners Allee, Romano, Pierce, and Lane; Noes: None; Abstain: None; Absent: None. Motion carried.

b. EV chargers

Assistant City Manager Pendergrass announced that a vendor is currently working on completing an engineering study to check the feasibility of installing EV chargers at the 5th street parking lot. At this time a cap of four charging stations has been set with the option of installing more at a later date.

c. 3CORE grant for I-5 Study

Assistant City Manager Pendergrass informed the Commission that the City is participating in a study with 3CORE to review economic development opportunities with vacant lots along the I-5 corridor.

d. Hambright Ave from Bryant Street to South Street

Assistant City Manager Pendergrass explained to the Commission that Hambright Avenue was intended to reach all the way to Bryant Street. City Staff has met with Providence Christian School representatives to start a conversation regarding the portion of Hambright that would be developed from Walker Street/HWY 32 to Bryant Street.

B. Local Business Updates – (Informational Only) Rebecca Pendergrass, Assistant City Manager

Assistant City Manager Pendergrass stated that McDonald's has set a construction start date of October 3, 2022, with a goal of a one-hundred-day construction period. Maverik has submitted their second set of building plans for review. Caltrans is requiring a traffic signal to be installed at Commerce and Newville Road due to the development of Maverik. A new retail store will be located on 8th Street, just south of Walker Street. The building plans for the Habitat for Humanity Project are still currently under review. A new restaurant, Old Town Lounge, is set to open soon on Fourth Street serving burgers and hot dogs.

8. COMMISSIONER REPORTS

None

9. FUTURE AGENDA ITEMS

- Streetscapes Project
- Additional Hambright Avenue Information
- Food Vendor at Sav-Mor Market

10. ADJOURN – 7:45 pm

Respectfully Submitted,

Rebecca Pendergrass, Staff Support

Ron Lane, Chairperson

**CITY OF ORLAND
ECONOMIC DEVELOPMENT COMMISSION
RESOLUTION NO. 2022-01
RESOLUTION TO IMPLEMENT TELECONFERENCING REQUIREMENTS
DURING A PROCLAIMED STATE OF EMERGENCY**

WHEREAS, the Ralph M. Brown Act requires that all meetings of a legislative body of a local agency be open and public and that any person may attend and participate in such meetings;

WHEREAS, the Brown Act allows for legislative bodies to hold meetings by teleconference, but imposes specific requirements for doing so;

WHEREAS, on March 17, 2020, in order to address the need for public meetings during the present public health emergency, Governor Newsom issued Executive Order No. N-29-20, suspending the Act's teleconferencing requirements; and

WHEREAS, on June 11, 2021, Governor Newsom issued Executive Order No. N-8-21, continuing the suspension of the Brown Act's teleconferencing requirements through September 30, 2021; and

WHEREAS, these Executive Orders allowed legislative bodies to meet virtually as long as certain notice and accessibility requirements were met; and

WHEREAS, the State Legislature amended the Brown Act through Assembly Bill No. 361 (AB 361) on September 16, 2021; and

WHEREAS, AB 361 amended the Brown Act so that a local agency may use teleconferencing without complying with the regular teleconferencing requirements of the Act, where the legislative body holds a meeting during a proclaimed state of emergency and makes certain findings; and

WHEREAS, Government Code section 54953 requires that the legislative body make additional findings every 30 days in order to continue such teleconferencing.

NOW THEREFORE, the City of Orland Economic Development Commission hereby finds, determines, declares, orders, and resolves as follows:

1. That the foregoing recitals are true and correct and incorporates them by this reference.
2. The City of Orland Economic Development Commission finds, by a majority vote, the following:
 - a. That there exists a proclaimed state of emergency; and

b. State or local officials have imposed or recommended measures to promote social distancing.

3. This Resolution shall take effect November 8, 2022 and shall remain in effect for thirty (30) days thereafter (until January 10, 2022), provided the conditions set forth in Section 2 remain.

PASSED AND ADOPTED by the City of Orland Economic Development Commission this 8th day of November 2022, by the following vote:

AYES:
NOES:
ABSTAIN:
ABSENT:

Ron Lane, Chairperson

ATTEST:

Jennifer Schmitke, City Clerk

By: _____

I, Jennifer Schmitke, City Clerk of the City of Orland, hereby certify that the attached is a true and correct copy of a Resolution duly made by the City of Orland Economic Development Commission at a regular meeting of said Commission, at Orland, California, on the 8th day of November 2022, the original of which is on file in my office and duly and regularly entered in the official records of proceedings of the City of Orland.

Dated: _____

Jennifer Schmitke, City Clerk